

practical **Wireless**

FEBRUARY 1996 £2.20



It's Arrived!

Icom's IC-706 'Mobile Dream Machine'
Reviewed By GORSN

FREE INSIDE

Pull-Out PW
Amateur Radio
Year Planner

BUILD

A TABLE TOP LOOP ANTENNA

A TRANSISTOR CHECKER

READY FOR CTCSS? - G8JVE
HELPS YOU PREPARE

FEATURES

FAREWELL TO FERRANTI

HEBRIDEAN HOLIDAY

THREE-LEGGED WINNERS

PLUS ALL YOUR REGULAR
FAVOURITES



02 >

ADMS-1
COMPUTER
PROGRAMMABLE

Ultra Compact Handhelds

FT-10/40R

TOP NOTCH™
Multi-function knob
controls programming
and volume.

PTT THUMB SWITCH
Ergonomically designed,
conveniently located,
insures maximum comfort.

**ALPHANUMERIC
DISPLAY**
Allows 4-character
labelling of important
frequencies.

SUPER LOUD AUDIO
State of art miniaturization
gives greatest RX volume
and clarity.

RUBBER GASKETS
Protects against corrosion
from dust, rain or spray.

12 V DC JACK
Use optional E-DC-5B
power adapter in your car
for 5 W PWR O/P.

ARTS
Tracks range of 2 identically
programmed HTs.

"This HT is the first
amateur radio with
built-in Digital Coded
Squelch (DCS) for
RX and TX."

"For a radio this small
and rugged, the audio
is genuinely LOUD!"



"I used ADMS-1 to
program my FT-10
when we went
camping, and the
new ARTS system
to keep track of my
kids on the trails!"

"Yaesu did it again!"

Military spec commercial grade HTs loaded with new features and a choice of keypad, too.

FTT-10/A16S
16-Key, CTCSS Enc/Dec,
DCS Enc/Dec, Digital Voice Recorder
99 Channels

FTT-10/A16
16-Key, CTCSS Enc,
DCS Enc/Dec,
30 Channels

FTT-10/A06
6-Key, CTCSS Enc,
DCS Enc/Dec,
30 Channels

FTT-10/A16D
16-Key, CTCSS Enc/Dec,
DCS Enc/Dec,
99 Channels

Specifications

- Frequency Coverage
FT-10R
2m: RX: 140-174 MHz
TX: 144-146 MHz
FT-40R
70cm: RX: 420-470 MHz
TX: 430-440 MHz
- Choice of 4 keypad options
(6, 16 or Deluxe and
DVR516 Keypads)
- Auto Range Transpond
System™ (ARTS™)
- MIL-STD 810
- High Audio Output
- 12 V DC Direct Input
- Alphanumeric Display
- RX/TX Battery Savers
- Digital Coded Squelch
(DCS)
- Digital Voice Recording
System (DVR5)
w/FTT-10/A16S
- True FM for better voice
clarity
- High Speed Scanning
System
- 2.5 and 5 W available
- Full line of accessories

The FT-10/40R is a totally new HT concept!
Built to rugged, tough military spec,
commercial radio standards inside and out, it's
small, powerful, feature-packed and ready to roll out
in four versions!!

Four different keypads – count 'em, FOUR!
First true user-choice customized HT on the
market, offers a 6, and three 16 keypad selections
plus 2.5 and 5 W battery choices, too! Easy for
Yaesu, the electronics are in the keypad. Easy for
you, they're already installed. Just pick the one that
suits your HT "style"!

New technology high-efficiency speaker design
provides super-loud audio. No small surprise – after
all it is Yaesu!

First ever, amateur HT rated MIL-STD 810!
What else could you hope for? This, maybe. Dual
Watch – see two frequencies displayed simultane-

ously in the display. No other single band HT has
this feature. Another Yaesu exclusive, the Auto
Range Transpond System™ (ARTS™) alerts you
visually and audibly when a companion HT is out of
simplex range. Most radio functions, are controlled
of the Top Notch™, the neatly placed knob on the
HT. This minimizes complex key sequences. Only
Yaesu has this. Digital Coded Squelch (DCS) – for
convenient semi-private operation. Digital Voice
Recording System (DVR5) – records voice messages
for playback, and received messages. And, of course
Omni-Glow™ display, because you won't be able to
put this one down!

The FT-10/40R is a military-tough,
commercial-quality force in a small package.
Exactly what you've come to expect from Yaesu!
Better get one now, before the dealer sells out!



FT-51R
Dual Band
with Windows
Spectrum Scope™,
Alphanumeric,
Scrolling Menu,
Battery Voltage
Display. 2 or 5 W.
World's smallest
dual band HT!



FT-11/41R
Slim, trim and
powerful!
Alphanumeric,
Compact Battery
Design, Up/Down
Thumb Control,
RX/TX Battery
Savers.
2 or 5 W Available.

YAESU

Performance without compromise.™

© 1995 Yaesu USA, 17210 Edwards Road,
Cerritos, CA 90703, (310) 404-2700.
Specifications subject to change without notice.
Specifications guaranteed only within amateur bands.
Some accessories and/or options are standard in certain
areas. Check with your local Yaesu dealer for specific
details.

YAESU UK LTD. Unit 2, Maple Grove Business Centre, Lawrence Rd., Hounslow, Middlesex, TW4 6DR, U.K.

practical Wireless

FEBRUARY 1996
(ON SALE JANUARY 11)
VOL. 72 NO 2 ISSUE 1067
NEXT ISSUE (MARCH)
ON SALE FEBRUARY 8

EDITORIAL & ADVERTISEMENT OFFICES

Practical Wireless
Arrowsmith Court
Station Approach
Broadstone
Dorset BH18 8PW
☎ (01202) 659910
(Out-of-hours service by answering machine)
FAX (01202) 659950

PW's Internet address is:
@pwpub.demon.co.uk You can send
mail to anyone at PW, just insert their
name at the beginning of the address,
e.g. rob@pwpub.demon.co.uk

Editor

Rob Mannion G3XFD
Technical Projects Sub-Editor
NG ("Tex") Swann G1TEX
Production/News
Donna Vincent G7TZB
Editorial Assistant
Zoë Shortland
Art Editor Steve Hunt
Page Layouts Jon Talbot & Marcus Hall

Advertisement Manager

Roger Hall G4TNT
PO Box 948
London SW6 2DS
☎ 0171-731 6222
Mobile (0585) 851385
FAX 0171-384 1031

Advert Sales and Production (Broadstone Office)

Lynn Smith (Sales)
Ailsa Turbett G7TJC (Production)
☎ (01202) 659920 - 9.30am - 5.30pm
FAX (01202) 659950

CREDIT CARD ORDERS

☎ (01202) 659930
(Out-of-hours service by answering machine)
FAX (01202) 659950

Front Cover Photograph: Craig Dyball

Copyright © PW PUBLISHING LTD. 1996. Copyright in all drawings,
photographs and articles published in Practical Wireless is fully protected
and reproduction in whole or part is expressly forbidden. All reasonable
precautions are taken by Practical Wireless to ensure that the advice and
data given to our readers are reliable. We cannot however guarantee it and
we cannot accept legal responsibility for it. Prices are those current as we
go to press.

Published on the second Thursday of each month by PW Publishing Ltd.,
Arrowsmith Court, Station Approach, Broadstone, Dorset BH18 8PW. Tel:
(01202) 659910. Printed in England by Southernprint (Web Offset) Ltd.
Distributed by Seymour, Windsor House, 1270 London Road, Norbury, London
SW16 4DH. Tel: 0181-679 1899. Fax: 0181-679 8907. Telex: 8812345. Sole Agents
for Australia and New Zealand - Gordon and Gotch (Asia) Ltd., South Africa -
Central News Agency. Subscriptions INLAND £22, EUROPE £25, OVERSEAS
by ASP £27, payable to PRACTICAL WIRELESS, Subscription Department,
PW Publishing Ltd., Arrowsmith Court, Station Approach, Broadstone, Dorset
BH18 8PW. Tel: (01202) 659930. PRACTICAL WIRELESS is sold subject to the
following conditions, namely that it shall not, without written consent of the
publishers first having been given, be lent, re-sold, hired out or otherwise
disposed of by way of trade, and that it shall not be lent, re-sold, hired out or
otherwise disposed of in a simulated condition or in any unauthorized cover
by way of trade, or affixed to or as part of any publication or advertising
literary or pictorial matter whatsoever. Practical Wireless is Published
monthly for \$45 per year by PW Publishing Ltd., Arrowsmith
Court, Station Approach, Broadstone, Dorset BH18 8PW.
Royal Mail International, c/o Yellowstone International, 87
Burleva Court, Hackensack, NJ 07601, UK Second Class.
Postage paid at South Hackensack. Send USA address
changes to Royal Mail International, c/o Yellowstone
International, 2375 Pratt Boulevard, Elk Grove Village, IL
60007-9837. The USPS (United States Postal Service) number
for Practical Wireless is: 00705.



9 EDITOR'S KEYLINES

Rob G3XFD reflects on the amateur radio scene.

9 COMPETITION CORNER

Why not try your hand at our wordsearch competition?

10 RECEIVING YOU

Readers' letters and opinions.

12 NOVICE MATTER

Elaine Richards G4LFM rounds-up the 'natterings' she's received this month.

16 CLUB SPOTLIGHT

Is your club 'spotlighted' this month?

16 SUBS CLUB

Why not subscribe to your favourite radio magazine? - then you can take advantage of offers like this month's.

20 REVIEW - THE IC-706 HF & VHF MOBILE TRANSCEIVER

Richard Newton G0RSN shares his experience of using the latest all-in-one mobile package from the Icom stables.

24 ARE YOU READY FOR CTCSS?

Mike Rowe G8JVE has got just the thing to get you going with Continuous Tone Coded Squelch operation.

26 NEWS 1996

A round-up of what's new in amateur radio.

28 SIMPLE TRANSISTOR CHECKER

John Thornton Lawrence GW3JGA shares his design for a useful piece of test gear.

30 RADIO DIARY

Radio rally dates.

31 FAREWELL TO FERRANTI

Ian Poole G3YWX acknowledges a great British company that now lives on in name only.

33 DAYTON HAMVENTION HOLIDAY '96

Hurry ... the Dayton HamVention Flight calling at New York & Dayton is 'boarding' soon.

34 PW PULL-OUT WALL PLANNER

A must for your shack wall.

36 PRACTICAL WIRELESS BACK ISSUES

Order your missing issues now! to ensure your collection is complete.

37 ANTENNA WORKSHOP

Gerald Stancey G3MCK provides a non-mathematical look at v.s.w.r.

39 THE PW HELTA

Richard Marris G2BZQ shows you how to build a Helical Loop Transmitting Antenna.

42 HEBRIDEAN HOLIDAY

Peter Walker G4HHH says his love of both islands and radio gave him the perfect excuse for a Hebridean Holiday.

44 THREE LEGGED WINNERS

Ron Ham looks back at the early days of the transistorised radio.

49 VALVE & VINTAGE

Valved and vintage amateur radio and military specialist Ben Nock G4BXD looks after the 'wireless' shop this month.

51 EQUIPMENT SPECIFICATIONS

Ian Poole G3YWX unravels the mysteries behind unwanted carrier and sideband suppression.

52 VHF REPORT

David Butler G4ASR takes a look at tropo 'lifts' which have occurred on the v.h.f., u.h.f. and s.h.f. bands.

54 BITS & BYTES

Mike Richards G4WNC brings you all the latest news from the world of computing in radio.

56 HF FAR & WIDE

Leighton Smart GW0LBI up-dates you on h.f. band activity.

57 BROADCAST ROUND-UP

This month Peter Shore has news of a new radio from Grundig.

58 FOCAL POINT

Graham Hankins G8EMK joins PW's bi-monthly look at the world of amateur television.

59 BARGAIN BASEMENT

Readers' advertisements.

63 BOOK SERVICE

Browse through our comprehensive selection of radio related publications.

67 ENDNOTES

Look what's in store for you in the March issue.

68 ADVERTISERS' INDEX



Lowe Electronics



Introducing the Lowe Electronics HF Starter Kit

Just about to take your first steps on to the HF bands? Worried about getting all the right bits and pieces together? Worry no more because we've done it all for you. Yaesu's magnificent FT-840 is an ideal transceiver for the beginner. Easy to operate put packed with features and performance. It comes with fist mic but we're throwing in a Morse key too.

**Buy that lot
as separate
items and you
will spend a
little under
£1300. Get it
all together
for just
£999**

Okay, now you need something to power it with – Mansons EP-925. 25A at 13.8 volts and we've sold thousands of them – the UK ham's favourite power supply. That takes care of all the inputs and for the output we've got an ATU and an antenna. MFJ's 941E ATU. This accepts a wide variety of antennas and is rated at 300W. It's also got a built-in SWR meter. For an antenna, we've chosen the G5RV. A tried and tested design with thousands sold every year. We're throwing in a half-size Chelcom Aerials G5RV, so you're getting great quality (if you've got the room, you can have a full-size one instead!)

You'll need a patch lead as well from the FT-840 to the ATU and then out to the antenna so we're also giving you 10m of coax and a four PL-259s and, oh yes, you'll also need a logbook to enter all your new contacts into. All that is part of our superb package deal. The numbers are strictly limited so if you want to take advantage, you better call us today!



Kenwood TM-733E

Their finest dual band mobile to date. Packed full of features, like wideband receive, cross band repeat, duplex operation and of course 9600 baud operation for fast packet radio.

Normally £729 but just **£629** from Lowe Electronics.

ADI AT-200 ADI AT-400

The dynamic duo!
Two great handhelds offering great value for money. One for 2m and one for 70cm – choose one or both!



AT-200 –
just **£164.95**

AT-400 –
just **£189.95**



Kenwood TH-79E

Our most popular handheld, full of hidden features but they are all explained in our "Secret World of the TH-79E" booklet. Great radio – great price.

RRP is £479 but pay only **£399** from Lowe.



Yaesu FT-51R

The only dual band handheld featuring "Windows" – the manual is built-in so all the commands are at your fingertips. If you want real Windows control, ask about the ADMSI control software and interface available as an option.

FT-51R normally £529 but just **£429** from Lowe Electronics.



Lowe in the West & Wales
79 Gloucester Road
Patchway
Bristol
Tel 0117-931 5263

Lowe in the South West
117 Beaumont Road
St Jude's
Plymouth
Tel 01752 257224

Lowe in the South Midlands
4 Weavers Walk
Northbrook Street
Newbury, Berkshire
Tel 01635 522122

Lowe in the South
High Street
Handcross
West Sussex
Tel 01444 400786

Lowe in East Anglia
152 High Street
Chesterton
Cambridge
Tel 01223 311230

...and on the World
Wide Web URL
<http://www.lowe.co.uk/>

Lowe in Yorkshire
12 Station Road
Crossgates
Leeds
Tel 0113-232 8400

Lowe in the North East
Durham Communication Centre
Drum Industrial Estate
Chester le Street
Co Durham
Tel 0191-410 5555
WE'VE MOVED!

World-wide
email
info@lowe.co.uk
orders@lowe.co.uk

Electronics The Ham Radio Superstore!

KENWOOD TS-870S

THE CHOICE OF THE PROFESSIONAL AMATEUR



Can there be such a thing as a professional amateur? We think so. We've sold a number now to respected people in the business of amateur radio – manufacturers, suppliers, respected authors to name but a few. We've also sold the TS-870S to a bunch of ordinary amateurs – but are they ordinary? We don't think so. By and large these are people with several years experience at the sharp edge of DX-ing. They are contest winners, trophy hunters, DXCC chasers and some that just like a good natter with close friends in far away places. They are people who know a good thing when they see it. They know what they want from their set-up and are probably already using some of the best equipment available but to keep ahead, they need every advantage that modern technology can provide. The TS-870S certainly delivers in that respect. Can you afford to buy anything less than the best? If you want to get ahead in this game you've got to do what the very best of them do.

There are two other very good reasons the professionals come to Lowe for top-flight equipment. The first is that they know we NEVER compromise on service and back-up. No one else in this business has four fully-trained, highly experienced engineers who have specialised in Kenwood for nearly all their working lives plus a dedicated spares department to keep the work flowing smoothly. If you don't believe that, come in and see it for yourself. This radio isn't cheap. It is also quite complicated inside. If you are going to spend this much money, it probably represents a considerable investment, you've had to work hard to EARN this radio. You need to know it is going to be looked after – not just shipped out to a third-party service company who don't know you.

Secondly, there is value. Our regular customers ALWAYS get the best deals, very often better deals than are offered in anyone's advertising. You just need to call in to take advantage.

FREE!

5 YEAR WARRANTY

A proper warranty from Lowe Electronics – do not confuse with insurance schemes!

FREE!

INTEREST FREE FINANCE

*Just £599.00 deposit and
12 payments of £150,000
Total price £2399.00*

FREE!

BASE STATION MICROPHONE

*Kenwood's MC-85 worth
£139.95 at no extra charge!*

LOWE ELECTRONICS
CHESTERFIELD ROAD, MATLOCK, DERBYSHIRE DE4 5LE
TEL: 01629 580800 FAX: 01629 580020

Amateur Radio Communications Ltd

36 Bridge Street, Earlestown, Newton-le-Willows, Merseyside WA12 9BA

OPEN Tue-Sat
10am-5pm
FREE PARKING

Use your credit
card for same
day despatch

EVERYTHING FOR THE RADIO AMATEUR UNDER ONE ROOF!

We are 1 mile from
J23 M6 & 4.5 miles
off J9, M62

AKD BRITISH MADE TRANSCEIVERS AT AN AFFORDABLE PRICE

AKD-2001 2m 25.5W FM	£193
AKD 4001 4m 25/5W FM	£193
AKD 6001 4m 25/5W FM	£193
WA2 VHF/UHF Absorption Wavemeter	£32.95
HPF1 High Pass TV1 Filter	£8.50

PACKET UNITS AVAILABLE

TINY 2	£139
KPC-9612	£275
KAM PLUS	£399
KPC-3	£149
PK-232MBX	£329

MFJ VERSALOAD

Dummy load in a can.....£39.95

DATONG

RFA Pre-amp	£275
FL2 filter	£275
AD-270 active indoor antenna	£399
AD-370 active outdoor antenna	£149
VLF very low frequency control	£329

ARC
SPECIAL
PRICE

KENT KEYS

Standard Morse Key	£51.50
KT-1 Morse Key & Steel Base	£62.50
Twin Paddle Morse Key	£65.50
Single Paddle Morse Key	£54.50
Morse Tutor	£57.00
Electronic Keyer	£59.50
Morse Practice Oscillator	£17.50

NEW!!

THE KENT MORSE TRAINER

Priced at **£49.95**

Now in stock

MASTS

Extends to 36'6"	£49.50
Extends to 27'6"	£45.00
Extends to 17'6"	£34.00

Limited quantity Dualband
Antenna c/w magnetic mount
£26.95

THE LATEST FLAGSHIPS FROM ICOM & KENWOOD

IC-775DSP

HF Engineering at its best



Phone now for prices.

IC-706 NOW IN STOCK



- 100W on HF • 100W on 6m
- 10W on 2m • Gen cov.
- Rx 30kHz-200MHz

This is going to be the top seller of 1995! It is the best value for money rig on the market.

Don't miss out, phone now for details.

£1195 RRP Deposit £199
+ 12 months @ £83

TS-870S



FREE FINANCE AVAILABLE.

SECONDHAND CORNER

FT-747 + FM ex. cond	£475
TS-850SAT + DSP 100	£1575
IC-728 boxed VGC	£650
FT-990 as new	£1499
IC-765 c/w SP-20	£1650
FT-736 + 6m ex. cond	£1599
TS-120V + VFO120/PS-30/VC-300DLP	£499
FT-2772D	£450
FT-77 + FR-700/FG-700	£575
FTV-107R Transverter 2m/6m	£225
TS-530 + FC-902	£599
FT-290RI + Mutek	£275
TM-741E tribander	£575
TR-9130	£325
FT-1012D	£375
TR-2600	£140
R-600	£250
R-1000	£275
Lowe SRX-30	£199
NRD-525	£875
KR-500	£95
ERA Microreader & Synoptic decoder	£175
IC-R1	£250
FRG-9600 HF	£350
IC-2E + Accessories	£Tel
IC-4E + Accessories	£Tel

THE ABOVE IS ONLY PART OF OUR STOCKS,
PLEASE PHONE FOR DETAILS. E&OE



Tel: 01925 229881/Fax: 01925 229882



From the USA to the UK...


Subscribe to *Monitoring Times*® and *Satellite Times*®

Monitoring Times is the most comprehensive monthly radio hobby magazine in the industry, covering all that's new in shortwave broadcasting, scanning equipment, amateur radio, news, computers and much much more.



Satellite Times is the newest star in space, covering commercial, military, scientific, governmental and personal communications. If you're interested in satellites, you'll love this bi-monthly magazine.

**If it's in Orbit
Satellite Times Covers It.**



**If it's on the Radio,
It's in Monitoring Times.**

Mail this subscription form to: PW Publishing Ltd.,
Freepost, Arrowsmith Ct. Station Approach, Broadstone,
Dorset BH188 PW.

Subscription Rates include speedy Air Mail Service!

☐ 1 year *Monitoring Times* £34 (12 issues)

☐ 1 year *Satellite Times* £28 (6 issues)

Name

Address

Postcode

Telephone

I enclose cheque/PO (Payable to PW Publishing Ltd.) £

Or Charge to my Access/Visa Card the amount of £

Card#

Valid from Thru

Signature Tel

Credit Card orders taken on (01202) 659930

FAX orders taken on (01202) 659950

SOUTH MIDLANDS COMMUNICATIONS LTD

THIS MONTH'S SPECIALS

Yaesu FT-650/PS

24-54MHz all mode transceiver. The "King" with the 6m DX'ers

save
£450



C/W in built mains power unit

only
£1369

Rexon VHF/UHF HANDI'S



RL-102 VHF 138-174MHz

only **£139**

save
£50

RL-402 UHF 410-470MHz

only **£149**

save
£50

(both supplied C/W cell case antenna & hand strap)

EX-DEMO AND USED EQUIPMENT

HF TRANSCEIVERS/AMPLIFIERS

PX	FTONE	Yaesu	Excellent	£895.00
PX	FT1000	Yaesu	Pristine	£2,399.00
PX	FT980	Yaesu	Good Cond	£925.00
PX	FC757AT	Yaesu	V/Good	£295.00
PX	FC700	Yaesu	V/Good	£169.00
PX	FL7000	Yaesu	Good	£1,495.00
PX	FT400C	Yaesu	Unused	£169.00
PX	FT902DM	Yaesu	V/Good	£475.00
PX	Y0901-Panadaptor	Yaesu	V/Good	£339.00
PX	FC902	Yaesu	V/Good	£135.00
PX	FV901DM	Yaesu	V/Good	£119.00
PX	STATION (x4)	Yaesu	V/Good	£959.00
PX	TS850SAT	Kenwood	Pristine	£1,299.00
PX	HL2K	Tokyo	As New	£1,495.00
PX	HT180	Tokyo	Good	£289.00
PX	IC725	Icom	Good	£599.00
PX	IC726	Icom	Ex-Demo	£899.00
PX	IC735	Icom	Excellent	£895.00
PX	IC737	Icom	As New	£1,239.00
PX	IC729	Icom	Unused	£1,080.00
BX	FT901DE	Yaesu	Good	£449.00
LX	FT990	Yaesu	Excellent	£1,525.00
LX	FL7000	Yaesu	As New	£1,650.00
LX	FT767GX/2mtr	Yaesu	Good	£1,300.00
LX	FT767GX	Yaesu	V/Good	£1,450.00
LX	FT890AT	Yaesu	As New	£1,250.00
LX	FT7B	Yaesu	Fair	£275.00
LX	FT101B	Yaesu	Good	£275.00
LX	TS140S	Kenwood	V/Good	£575.00
LX	TS850SAT	Kenwood	Excellent	£1,350.00
AX	LA-120	Ham	V/Good	£125.00
AX	FT990	Yaesu	Good	£1,650.00
AX	FT102	Yaesu	V/Good	£484.99
AX	FT901DM	Yaesu	Fair	£449.00
AX	IC751A	Icom	Fair	£850.00
AX	IC765	Icom	Fair	£1,699.00
AX	IC725	Icom	V/Good	£624.99
AX	IC720A	Icom	Good	£399.00
AX	IC726	Icom	V/Good	£774.99
AX	TS830S	Kenwood	V/Good	£575.00
AX	TS450SAT	Kenwood	Good	£1,025.00
AX	TS450S	Kenwood	V/Good	£575.00
AX	TS440SAT	Kenwood	Good	£825.00
AX	TS440S	Kenwood	Good	£699.00
AX	TS130S	Kenwood	Good	£395.00
AX	AT50	Kenwood	Good	£216.00
AX	HX-240	Tokyo	Good	£220.00
RX	30L-1	Collin	Good	£425.00
RX	FL2100Z	Yaesu	Good	£595.00
RX	FR/FLDX500	Yaesu	Good	£195.00
RX	FT101Z	Yaesu		£475.00
RX	FT101ZD	Yaesu		£474.00
RX	FT102	Yaesu		£474.00
RX	FT7	Yaesu	Fair	£249.99
RX	FT767GX	Yaesu		£1,650.00
RX	FT747	Yaesu	Good	£550.00
RX	FT77	Yaesu		£420.00
RX	FTONE	Yaesu	Good	£750.04
RX	HT120	Tokyo	Good	£175.00
RX	IC720A	Icom	Poor	£350.00
RX	IC737	Icom	V.G.C.	£1,095.00
RX	IC768	Icom	Fair	£1,778.00
RX	JST135	JRC	Good	£795.00
RX	SB104			£225.00
RX	TS440SAT	Kenwood	V.G.C.	£750.00
RX	TS850SAT	Kenwood	As New	£1,649.00

VHF/UHF TRANSCEIVERS

PX	2002A	Henry	As New	£1,435.00
PX	FL2025	Yaesu	Good	£119.00
PX	FT290R	Yaesu	Good	£295.00
PX	FTC740A	Yaesu	New	£99.00
PX	FT727R	Yaesu	Fair	£225.00
PX	FT415	Yaesu	Good	£169.00
PX	FT2500M	Yaesu	V/Good	£309.00
PX	FT23R	Yaesu	Pristine	£169.00
PX	FT5200	Yaesu	Good	£559.00
PX	FTC740A	Yaesu	V/Good	£99.00
PX	Mariner-99	Yaesu	Good	£189.00
PX	IC900E	Icom	Good	£475.00
PX	IC2SRE	Icom	Good	£295.00
PX	IC2SET	Icom	Good	£195.00
PX	TH205E	Icom	Good	£139.00
PX	DJF1E	Kenwood	Good	£120.00
PX	5600	Alinco	Good	£99.00
PX	C500	Midland	Fair	£245.00
BX	FT290R	Yaesu	Good	£219.00
BX	ICU	Icom	Good	£139.00
LX	DJ580	Alinco	Mint	£380.00
LX	DJ580E	Alinco	V/Good	£350.00
LX	FT2500M	Yaesu	Good	£295.00
LX	FT2200	Yaesu	Good	£275.00
LX	FT727R	Yaesu	V/Good	£259.00
LX	FT470	Yaesu	Good	£250.00
LX	TH21	Kenwood	Fair	£145.00
LX	TH21E	Kenwood	Good	£100.00
LX	TH47E	Kenwood	Good	£195.00
LX	IC2SET	ICOM	Good	£176.00
LX	C528	Standard	Good	£175.00
AX	C500	Standard	Good	£225.00
AX	C844	Standard	Fair	£50.00
AX	FT290R	Yaesu	V/Good	£275.00
AX	FL2010	Yaesu	V/Good	£85.00
AX	TM-732E	Kenwood	V/Good	£525.00
AX	IC4E	Icom	Good	£110.00
AX	IC2ZE	Icom	Good	£179.00
AX	IC02E	Icom	Good	£169.00
AX	IC-W21ET	Icom	V/Good	£299.00
AX	IC2IE	Icom	V/Good	£189.00
AX	MA0FM	Icom	Good	£45.00
AX	TEMPO	HRC	Good	£88.99
AX	AMR1000		V/Good	£175.00
RX	FT290R	Yaesu	Fair	£199.00
RX	FT727R	Yaesu	Good	£225.00
RX	FT5100	Yaesu	Fair	£325.00
RX	IC4E	Icom	Fair	£150.00
RX	IC32A	Icom	Fair	£335.00
RX	TH28E	Kenwood	Good	£195.00

RECEIVERS

PX	AR3000A	AOR	Good	£695.00
PX	HF225	Low	Pristine	£425.00
PX	FRG9600	Yaesu	Excellent	£389.00
PX	FRG9600	Yaesu	Good	£380.00
PX	ICF-SW1	Sony	As New	£129.00
PX	ICF-SW7600	Sony	V/Good	£139.00
PX	AIR7	Sony	Good	£169.00
PX	Satellit 500	Grundig	Good	£219.00
PX	MV77100E	Yupiter	V/Good	£295.00
PX	PRO2006	Realistic	Good	£249.00
PX	PRO39	Realistic	Fair	£129.00
BX	SV8	Drake	V/Good	£429.00
BX	R2000	Kenwood	V/Good	£399.00
BX	AR3030	AOR	V/Good	£449.00

BX	R532		Fair	£99.00
LX	HF225	Low	Good	£385.00
LX	FRG7	Yaesu	Fair	£165.00
AX	MV77100	Yupit	Good	£299.00
AX	2001D	Sony		£169.00
AX	HF225	Low		£410.00
AX	RF3100	Panas		£199.00
RX	220	B/Cat	Fair	£90.00
RX	HF150	Low		£345.00
RX	R1	Icom	Good	£285.00
RX	HF225 Europa	Low	Good	£395.00
RX	ICFSW77	Sony	Good	£269.00

DATA/COMPUTER

PX	MM4001+KB	M/M	Fair	£169.00
PX	FIF80	Yaesu	Good	£25.00
PX	RM1	ICS	Good	£29.00
PX	PK232/BBC	ICS	Fair	£10.00
PX	MeteorSAT	M/M	Fair	£495.00
AX	MM2001	M/M	Good	£65.00
AX	PK232/MAIL	AEA	Fair	£199.00
AX	CD660		Excellent	£154.99
BX	KPC4	Kantronics	V/Good	£159.00
RX	DK	Datong	Good	£55.00
RX	DSP-2232	AEA	VGC	£695.00
RX	PK232MBX	AEA	Good	£210.00
RX	MBA-RC	AEA	Good	£210.00
RX	AMT-2	ICS	Fair	£69.00
RX	KPC3	Kantronics	V/Good	£130.00

MISCELLANEOUS

PX	2002A	Henry		£1,435.00
PX	DX1296	SSB-Elec.		£139.00
PX	FC700	Yaesu		£169.00
PX	FR77700	Yaesu		£59.00
PX	TM1000	Nevada		£179.00
PX	DX1296	SSB	New	£129.00
PX	12/25	BNOS	Fair	£159.00
PX	FAX1	ICS	As New	£299.00
PX	FC757AT	Yaesu	Excellent	£295.00
PX	HL180V	Tokyo	Good	£310.00
PX	AS-300L	Tokyo	New	£149.00
PX	AS-600	Tokyo	New	£165.00
PX	IF-100PC	Rico	Recond	£145.00
PX	IF-100CB4	Rico	Recond	£145.00
LX	9467	BNOS		£160.00
LX	FC757AT	Yaesu	Good	£200.00
LX	FP757HD	Yaesu	Good	£219.00
LX	FP757HD	Yaesu	V/Good	£219.00
LX	HX240	Tokyo	Good	£259.00
LX	TB3MK2	JBeam	Good	£340.00
AX	AL811X	Ameri	Mint	£550.00
AX	FV102DM		Excellent	£165.00
AX	TL-120	Kenwood	V/Good	£150.00
AX	PP1	Icom		£139.00
AX	232 Display	ERA		£189.00
RX	AT230	Kenw	Good	£185.00
RX	DSP100	Kenw	As New	£335.00
RX	FP757ND	Yaesu	Good	£195.00
RX	LPM144-1-100	BNOS	Good	£150.00
RX	PS55	Icom		£145.00
RX	LP432/10/100	BNOS	Good	£210.00

"FOR TRANSCEIVER OFFER PRICES SEE
LAST MONTHS EDITION"

PX = Southampton AX = London RX = Axminster LX = Leeds BX = Birmingham

HQ & Mail Order Southampton: 01703 251549/255111 9.30am-5pm Weekdays 9am-1pm Saturday

Axminster Reg Ward & Co: 01297 34918 9am-5.15pm Tues - Sat

London ARE: 0181-977 4476 9.30am - 5.30pm Mon - Fri 9.30am - 1pm Sat

Leeds SMC Northern: 0113-235 060 9.30am-5pm Mon - Fri 9am-1pm Sat

Birmingham SMC: 0121-327 1497 9am - 5pm Tues - Fri 9am - 4pm Sat

Practical Wireless, February 1996

THIS IS IT, FOLKS!!



LONDON AMATEUR RADIO & COMPUTER SHOW

Venue:
Lee Valley Leisure Centre,
Picketts Lock Lane,
Edmonton, London, N9.

March 9th & 10th

Presented by RadioSport Ltd. 126 Mount Pleasant Lane, Bricket Wood, Herts, AL2 3XD. Tel 01923-893929.

For the BEST reception..... This Month - January

Royal Signals Museum
Were You a VI During the War - Old timers
The Command Set Revisited - Ex. WD radio
PC Track - Review of this Satellite Tracking Software
Smoke Signals - A look at Fire Brigade Comms.
More Radio Secrets of the War - David White is back with more on the war.
The Radio Inspector and the BBC World Service
Radio By Numbers - The Enigma that is Numbers Stations
The Calibration Lab - Keeping test equipment tickity boo

ON SALE NOW!

Coming Next Issue - February

Momentum Synop Decoder - Review ☐ GPS - What is it? ☐
Clock Work Radio - Review ☐ The Man Who Picked Up the Galaxy ☐
Solar Radio Astronomy ☐ Radio Astronomy for the Amateur ☐
Forecasting The Next Sunspot ☐ Whatever Happened to the RF Gain Control

Plus Regular Columns covering
WXSATs, Utility Listening, Scanning, Broadcast News, Broadcast Logs and much much more.....

ON SALE January 25 1996



short wave magazine


01702
206835

Waters & Stanton

1996 Edition
Out Now!

Radio Communication
Catalogue

128 Pages
Of Products
& Editorial



Largest
In Europe!

Complete Product Guide
Plus Topical Editorial
1996 Edition

£1.50

Our Spring 1996 catalogue is out now. 128 pages packed with Ham Radio products and accessories plus interesting articles and technical information. £1.50, or £2.00 by post.

To order by post:
Send £2 in stamps, cheque or
quote credit card number

WATSON 2090H 2m 80W Linear 80 Watts from
Works with All Handhelds

Your Handy!
Superb Pre-amp

Can be Used
with IC-706

DX-70 100W HF + 6M
Best Value Today

£995

If you are serious about a compact rig, don't do anything until you have got the spec on ALINCO's great HF marvel. To hear the quality of the audio on the air is to be converted!

Options

DX-70 Budget Station

100 Watts, Narrow SSB & CW filters
Hand Mic. £995

DX-70 Home Station

100 Watts, Narrow SSB & CW filters
Base Mic, 230V AC Supply £1099

DX-70 Mobile Station

100 Watts, Narrow SSB & CW filters
Remote Head kit, Pro-Am Single Band whip
of choice, HF Magnetic Mount £1099

Additions

Manual ATU Coax feed. (if ordered at the
same time) £229
5 Year Extended Warranty £89

Icom's IC-706

In Stock

160
to
2M



Buy from your favourite dealer with
the honest back-up service!

Phone!



DR-610 2M & 70CMS

50 Watts 2m 35 Watts 70cms
AM/FM Wideband Receive
120 memories CTCSS



The best dual band mobile. Includes remote head
Extremely compact and very easy to use.

DJ-G5 Dual bander



Includes a host of exciting features. You get
CTCSS built-in, 200 memories as standard
and a wideband receiver covering 108-
174 / 420-470 / 800-950MHz. You'll love its
compact size and its electronic vol./squelch
controls. Send today for full details of to-
morrow's handheld.

Part Exchange

Between £200 to £300 for your old
dual bander. Up to £200 for your
old single bander. Your old
handheld could be worth more than
you think. Call for a quote.

HF Deals

Huge Stocks

Waters and Stanton
stock all the popular
models and every one
is offered at a dis-
counted cash price.

Discounts

Pay by cash, cheque or
credit card to take ad-
vantage of our dis-
counts.

Free Credit

Alternatively we can
offer free interest terms
calculated on retail
prices with 10% initial
deposits.

Extended Warranties

Many now come with
FREE extended war-
ranties.

Part Exchange

Best deals ever!

Package Deals

Give us a call and we
will give you a great
deal!

INDEX QRP Plus
Now in stock!

Yaesu FT-1000MP



Kenwood TS-870



Icom IC-775DSP



Yaesu FT-990

FREE SSB &
CW Filters!



Kenwood TS-450



Power Supplies

3 Amps to 30 Amps - Fully Protected



W-3A	3 Amp 12V current/volt protected	£22.95
W-5A	5 Amp 12V current/volt protected	£29.95
W-10A	10 Amp 12V current/volt prote	£49.95
W-10AM	10 Amp 3 - 15V variable	£59.95
W-20AM	20 Amp 3-15V variable	£89.95
W-30AM	30 Amp 3-15V variable	£119.95

WATSON

The Ones Tuned
For the UK Bands!


No other range offers the same value
or the performance!

Mobile Models

W-285 2m 5/8th
3.4dB 200W
£15.95

W-770HB 2m/70cm
3/5.5dB 200W
£24.95

**Hatch/Trunk
Mount W-3HM**



£14.95

**5 metre cable kit
W-3CK**



£18.95

**Base Station
2m/70cms
Fibre Glass
2" Masts fittings**

These fibre glass aerals
are pre-tuned for optimum
UK coverage. Just at-
tach to any convenient sup-
port and feed with 50 Ohm
cable terminated in PL-
259. Great DX performers

£15.95

£24.95

£69.95

£39.95

£54.95

£69.95

£164.95

£269!

£189.95

EMC Tested

Price Match

We'll match or
beat our competitors advertised prices on
genuine new UK stock. Just give us a call
and quote their current advert and maga-
zine - it's that simple! We're proud to be
ham radio's number one dealer.

G3QJVG0PEP

YAESU MASTER DEALER

KENWOOD

Main Dealer

ICOM

WATSON

2090H

DX-70

IC-706

FT-1000MP

TS-870

IC-775DSP

FT-990

TS-450

Power Supplies

3 Amps to 30 Amps

Fully Protected

The Only Ones to have Passed
New EMC Regs!

WATSON

2090H

DX-70

IC-706

FT-1000MP

TS-870

IC-775DSP

FT-990

TS-450

Power Supplies

3 Amps to 30 Amps

Fully Protected

The Only Ones to have Passed
New EMC Regs!

WATSON

2090H

DX-70

IC-706

FT-1000MP

TS-870

IC-775DSP

FT-990

TS-450

Power Supplies

3 Amps to 30 Amps

Fully Protected

The Only Ones to have Passed
New EMC Regs!

WATSON

2090H

DX-70

IC-706

FT-1000MP

TS-870

IC-775DSP

FT-990

TS-450

Power Supplies

3 Amps to 30 Amps

Fully Protected

The Only Ones to have Passed
New EMC Regs!

WATSON

2090H

DX-70

IC-706

FT-1000MP

TS-870

IC-775DSP

FT-990

TS-450

Power Supplies

3 Amps to 30 Amps

Fully Protected

The Only Ones to have Passed
New EMC Regs!

WATSON

2090H

DX-70

IC-706

FT-1000MP

TS-870

IC-775DSP

FT-990

TS-450

Power Supplies

3 Amps to 30 Amps

Fully Protected

The Only Ones to have Passed
New EMC Regs!

WATSON

2090H

DX-70

IC-706

FT-1000MP

TS-870

IC-775DSP

FT-990

TS-450

Power Supplies

3 Amps to 30 Amps

Fully Protected

The Only Ones to have Passed
New EMC Regs!

WATSON

2090H

DX-70

IC-706

FT-1000MP

TS-870

IC-775DSP

FT-990

TS-450

Power Supplies

3 Amps to 30 Amps

Fully Protected

The Only Ones to have Passed
New EMC Regs!

WATSON

2090H

DX-70

IC-706

FT-1000MP

TS-870

IC-775DSP

FT-990

TS-450

Power Supplies

3 Amps to 30 Amps

Fully Protected

The Only Ones to have Passed
New EMC Regs!

WATSON

2090H

DX-70

IC-706

FT-1000MP

TS-870

IC-775DSP

FT-990

TS-450

Power Supplies

3 Amps to 30 Amps

Fully Protected

The Only Ones to have Passed
New EMC Regs!

WATSON

2090H

DX-70

IC-706

FT-1000MP

TS-870

IC-775DSP

FT-990

TS-450

Power Supplies

3 Amps to 30 Amps

Fully Protected

The Only Ones to have Passed
New EMC Regs!

WATSON

2090H

DX-70

IC-706

FT-1000MP

TS-870

IC-775DSP

FT-990

TS-450

Power Supplies

3 Amps to 30 Amps

Fully Protected

The Only Ones to have Passed
New EMC Regs!

WATSON

2090H

DX-70

IC-706

GET ON AIR FOR UNDER £200!



The AKD 70cms, FM transceiver has arrived!
Switched channels full band coverage. Ideal for base station, mobile, packet and Raynet activities. Simple to operate and great value!
£193.74 Inc VAT (add £5 p&p)

- ★ RANGE 432.500MHz to 435MHz
- ★ 100 channels
- ★ 25kHz steps
- ★ Power output 3 watts (ideal for novice)
- ★ PTT repeater tone burst

- ★ Rx sensitivity better than 0.25µV
- ★ Audio output 2 watts
- ★ Size 185x200x60mm
- ★ 13.8V power supply required

* **ALL AKD manufactured products are GUARANTEED 2 YEARS!** All models are supplied with a circuit diagram and are available through all leading dealers.

4M

- ★ 20 switched channels from 70.250 to 7.500MHz (2½kHz spacing)
- ★ Spec as above

£193.74

Inc VAT (add £5 p&p)



2M

- ★ Full coverage 144-146MHz
- ★ PTT Repeater tone burst
- ★ Listen on input facility

£193.74

Inc VAT (add £5 p&p)



6M

- ★ Full coverage ★ 25/5 watts
- ★ 2 watts audio

£193.74

Inc VAT (add £5 p&p)



13.8V PSU £42.25 inc VAT P & P £5. Fully Regulated Ideal for AKD Rigs Guaranteed 1 Year

PHONE FOR COLOUR CATALOGUE

AKD

Unit 5, Parsons Green Estate,
Boulton Road, Stevenage,
Herts SG1 4QG

CALL 01438 351710
to order or for more info
(Fax 01438 357591)

EXPORT
Trade & Retail
Enquiries welcomed!



C.M.HOWES COMMUNICATIONS

Mail Order to: Eydon, Daventry,
Northants. NN11 3PT
☎ 01327 260178



Top Value RECEIVING ATU

Covers 500kHz to 30MHz. Increases wanted signals by impedance matching, and at the same time helps reduce spurious signals and interference. Kit contains case with smart printed front panel plus all other parts and hardware. Reviewed in the Dec. '94 SWM. Great performance and value!

CTU8 Factory Built: £49.90

CTU8 Kit: £29.90



NEW! HOWES CTU9 ATU

By popular demand! All the features of the CTU8 (500kHz to 30MHz, T-Match, SO239 sockets etc.) plus additional built-in balun, bypass switching and extra screw terminals for connecting balanced feeders, single wires, and a separate earth connection. A fully featured ATU that should suit almost every listener's needs. Real value, kit or ready built!

CTU9 Factory Built: £69.90

CTU9 Kit: £39.90



NEW! EASY ANTENNA SWITCHING with the new HOWES ASU8 Antenna Selector Unit. Switch between up to three SW receiving antennas, and gain extra control over signal levels with the 0, 5, 10, 15, 20 & 25dB step RF attenuator. Matches CTU8 & CTU9 styling. Smart, convenient, easy to build with case and all parts! ASU8 Kit: £27.90.

Easy to build HOWES Kits. Top value ready-built HOWES ATUs

The famous HOWES Active Antennas

AA2 150kHz to 30MHz ACTIVE ANTENNA

The neat compact answer for those with limited space, holiday use, mobile operation etc. Two selectable gain settings, local or coax powering (12 to 14V). Good strong signal performance, IP3 +38dBm. Easy to build, and much liked by customers!

AA2 Kit: £8.90 Assembled PCB Module: £13.90

AA4 ACTIVE ANTENNA FOR SCANNERS

Covers 25 to 1300MHz. Broad-band performance in a neat, compact package. Just 410mm (16") long. Excellent performance in a small space!

AA4 Kit: £19.90 Assembled PCB Modules: £27.90

AB118 AIR-BAND ACTIVE ANTENNA

Optimised for long distance reception on 118 to 137MHz air-band. Tuned antenna with pre-amp & band-pass filter. Hear ground stations you've never heard before!

AB118 Kit: £18.80 Assembled PCB modules: £25.90

MB156 MARINE BAND ACTIVE ANTENNA

156 to 162MHz marine band active antenna system. "Pulls in" those distant signals!

MB156 Kit: £18.50 Assembled PCB modules: £25.60

WIDE-BAND PRE-AMP, 4 - 1300MHz.

Boost those signals with the HOWES SPA4! Low noise IC amp with 10dB switched attenuator. Over 15dB gain. Good dynamic range, IP3 +15dBm. 50 Ohm. Coax powered for shack or masthead use. Just the job for use with discones etc. in weak signal areas!

SPA4 Kit: £15.90

Assembled PCBs: £22.90

MULTI-BAND SSB/CW RECEIVER

The DXR20 covers 20, 40 & 80M bands with optional extra band modules for 160M, 30M, 15M or 10M amateurs or 5.45MHz HF air. Many high performance features in this excellent direct conversion design!

DXR20 Kit: £39.90, DCS2 "S meter" Kit: £10.90, HA20R hardware pack: £28.90

Please add £4.00 P&P, or £1.50 P&P for electronics kits without hardware.

HOWES KITS contain good quality printed circuit boards with screen printed parts locations, full, clear instructions and all board mounted components. Sales, constructional and technical advice are available by phone during office hours. Please send an SAE for our free catalogue and specific product data sheets. Delivery is normally within seven days.

73 from Dave G4KQH, Technical Manager.

EDITOR'S

Keylines

Rob Mannion's viewpoint on the World of Amateur Radio

Popular Section

'Receiving You' always seems to be a popular section of *PW*. Readers' letters reflect the modern amateur radio scene in an effective way. And this month, I'm actually taking the opportunity to reply to a letter in 'RY' from the Radiocommunications Agency where their spokesman considers that my recent 'Keylines' on 27MHz CB to amateur bands conversions was "unfair".

In his letter Colin Richards of the RA's Radio

Investigation Service (RIS) says that my editorial was "Unfair on us on a number of counts". Colin then goes on to detail the RIS point of view in detail.

The final part of Colin's letter then (as far as I'm concerned) goes on to fully justify my reasons for allowing radio amateurs to convert multi-mode CB equipment for 28MHz operation! And in my opinion the argument "these sets are easily converted back again for illegal CB use" does not hold water!

From my point of view, once a converted CB multimode transceiver is

converted to amateur radio use, it's unlikely to be released by the amateur fraternity. Our (very healthy) second-hand equipment market would snap up equipment like this...once everyone knew that they were not likely to be breaking the law.

The vast majority of radio amateurs are honest, decent and trustworthy. I'm certain that we could be trusted to ensure that converted equipment did not fall into the wrong hands. We would be helping the RA by removing the transceivers from the 'black market', enabling the RIS to

concentrate their limited resources on illegal equipment entering the country and being used by the people we can all hear on 27MHz s.s.b.

I'm pleased that *PW* is read carefully by the various Government departments. Our readers' opinions, thoughts and ideas are often commented on and personally I'm pleased that we're not a 'voice in the wilderness' with nobody listening!

I should also remind readers that Amateur radio in the UK has many friends and a lot of support from the RA. And of course there

are many radio amateurs working within the Agency itself.

Personally, I have tremendous respect for Colin and his colleagues. They often fight a corner for us, but I know that by not allowing licensed amateurs to continue buying and converting illegal multi-mode CB radio equipment for 28MHz use - the RA have got it wrong this time!

Rob Mannion
G3XFD

What's your view?

Write to 'Receiving You', you may win a prize!

Wordsearch

Words To Find:

Antenna
Electronics
Focal
Icom
Point
Transistor

Dayton
Ferranti
Helta
Planner
Servicing
Wall

Wordsearch rules:

Twelve different words have been hidden in the letter grid. They have been printed across (forwards or backwards), up and down, diagonally, but they are always in a straight line without odd letters between. You can use the letters in the grid more than once for different words. Once you have found all 12 words, mark them on the grid and send it, along with your name and address (photocopies accepted with the corner flash) to our editorial address, marked 'Competition Corner' Wordsearch February 1996.

L D C I D Z U U A G M R Y P C K
J G M F E R R A N T I D U Q Q S
L A C O F A N N E T N A W S E K
F R O T S I S N A R T O E P O P
S R N P I M R K E I K R O B N H
F P W H S P P K L K V I R A M P
K V L L A W P O E I N Q N A R I
D P E T P L E L C T W P O L J B
P E G G A P S I T Q R U T F Y W
N L F N B Q N W R R K I Y Q L L
B F N X X G M S O G I F A Z I U
L E O S B X A X N F T X D C P G
R S X Z A P T A I E I G O K B Y
Y E B R D Y L Q C I J M U C O Q
L H W T J G E Y S I P Q X L L O
D Q I P B I H Q H V V O N K M G

Name.....

Callsign.....

Address.....

Postcode.....

Send your entry (photocopies acceptable with corner flash) to: **Wordsearch Competition, February 1996, PW Publishing Ltd., Arrowsmith Court, Station Approach, Broadstone, Dorset BH18 8PW.** Editor's decision on the winner is final and no correspondence will be entered into.

FIRST PRIZE: A year's subscription to *Practical Wireless* or a £20 book voucher. **SECOND PRIZE:** A six month subscription to *Practical Wireless* or a £10 book voucher.

☐ SUBSCRIPTION ☐ VOUCHER

Entries to reach us by **Friday 23 February 1996.**

RECEIVING *You*

PW's Postbag. If your letter is published you'll win a prize.

Unfair To The Radiocommunications Agency

Dear Sir

Reference Illegal CB Transceivers: Your 'Keylines' editorial for October was rather unfair on us for a number of counts. Even with unlimited resources, we would be unlikely to catch every sale of an illegal CB set in the country. Nevertheless, the introduction of the restriction Order in 1988, which made sale, advertisement, importation, possession, etc. of illegal CBs an offence, had a dramatic effect on the numbers in circulation.

In 1994/5 we applied for forfeiture on 15 occasions, a figure that has steadily dropped from the 102 applications for forfeiture for use of illegal CB in 1987/88 immediately before the Order came in and 406 in 1985/6. Sometimes, the possessors of illegal CB sets decide to voluntarily disclaim ownership which spares the need for forfeiture proceedings. We continue to be vigilant against illegal CB as part of the RIS's annual work programme and we do act when we find illegal sets.

The Agency did allow the conversion of illegal CB sets to the 28MHz (10m) band for two years after the Order came in. We still get honest amateurs who tell us when they have obtained one of these sets and who ask us to transfer the specific permission to possess it from the previous owner. We willingly grant this. However, having been converted to amateur band use, these sets are easily converted back again for illegal CB use.

We are concerned that if we were to allow a relaxation, the sets would get into the wrong hands and we would quickly see a return to the old days of widespread, illegal, high power CB, particularly on s.s.b. That would bring with it a resurgence of the high levels of interference to the emergency services and to domestic broadcast reception, which we have largely eradicated and which the current legislation allows us to control.

**Colin Richards
Radio Investigation
Service
Radiocommunications
Agency
London**

Editorial note: Please see 'Keylines' for comments on this letter.

Comparisons & Reviews

Dear Sir

Ref: 'Keylines' and PW reviews. Comparisons are odious, at least that has been my axiom over the years. So that when it comes to rig reviews, I think these should be strictly objective, without even any opinion of the tester.

With hand-helds and such, an observation of all the salient qualities could be made. How powered, are all connectors standard, how controls are placed and useable. In fact, all the things that are observed with a hands-on approach.

Larger items can be treated, with colour, case, etc., all coming under review. Performance figures are already supplied by the manufacturer, and if a set

does not perform to these figures, then we know the remedy! In short, I would like more of a visual review with the makers supplying performance specs. Just let us be objective!

**J. G. Openshaw G2AYG
Lancashire**

Top Band Transverter

Dear Sir

In the March 1995 issue of PW, I saw an interesting article by Ben Nock G4BXD - a Top Band Transverter. As 'Top Band' has been a favourite band of mine for many years (using home-brew, both for mobile and fixed station operations) I thought this looked an interesting one to build. I should also add that I'm a keen PW reader and project builder.

After 'badgering' John

for the boards (pun intended!), I found that no artwork was available, even as late as October. At the bottom of the transverter article was a note from your good self which said that in future issues, this article would be continued, but having read every issue since, I find no mention.

This project would be nice on say, two boards. Is there any chance of it appearing as a whole article? Finally, as a reader and home-brewer for over 50 years, it was nice to see you and chat at Leicester.
**Ron Roberts G3TAR
Rugeley**

Editor's reply: Ron has a good point, and I'm sorry that we've not yet produced the final part of the project mentioned. The difficulties were caused by the original designer - Derek Pearson G3ZOM of 'Jandek'

Scanners - The Last Words!

Dear Sir

Ref: The letter from Walter Farrar in the November issue. He asks why shops are allowed to sell radio equipment such as 'scanners' that cannot be licensed and therefore legally used. One possible answer is that it's because we are not yet a police state.

As M. Langford points out in the same issue, there are many radio amateurs who use such receivers on the amateur bands perfectly legally. Those using them to listen on aircraft frequencies, whilst offending against the Wireless Telegraphy Act, are officially tolerated, they are pretty harmless.

Mr Farrar's comparison of buying and owning radio equipment with buying and owning firearms, i.e. both should require production of a licence before being sold, is frankly laughable. The possession of firearms in the UK is strictly controlled for one very simple reason, in the wrong hands they can kill. Short of physically striking someone with it, how do you kill them with a radio scanner?

A more realistic comparison would be with a dog licence. I know that dog licences are no more. They were done away with because (a) they were too expensive to administer and (b) the system was widely abused. The excessive bureaucracy to 'police' such a system as Mr Farrar advocates would lead to an unrealistically high

licence fee being imposed upon legitimate users of such equipment, after all, who else would pay? I doubt it would stop what would become unlicensed possession.

I agree with Mr Farrar that it is useless having laws that are not enforced, and I agree with a recent Home Secretary who said that unenforceable laws are bad laws and bad laws should be swept aside.

As for the lamented visits of Post Office officials to inspect radio amateurs stations. Could it be that these are only made these days as the result of a complaint, TVI or similar. There are many more amateurs now than in years gone by. Mostly using 'commercial' equipment. Perhaps, as a ratio to these greatly expanded numbers, they cause less problems to others.

Maybe the DTI take a view that if nobody is complaining there is probably nothing wrong. To re-introduce random visits would require an increased bureaucracy and a consequent increased licence fee. Anybody want to pay £30-40 a year for their licence?
**W. G. Jones GW4KJW
Gwent**

Editor's comment: Because of lack of space this letter was held over from a previous issue and is POSITIVELY the last on the subject of scanners. I thank readers for their tremendous interest.

ceasing production. However, the project is under way and I hope to make an announcement soon and also apologise for keeping readers waiting for the rest of this interesting project.

The Wonder of Morse

Dear Sir,

Why do we really enjoy using Morse code? Although I cannot speak for everyone, I'd like to share some of my reasons with you.

I enjoy c.w. for the same reasons that a person will go out and hunt with a bow and arrow rather than a rifle and for the same reason a person will get in 'sync' with nature and sail rather than ride in a motor boat. It is interesting that all the activities mentioned require greater skill, are more difficult and less convenient than their counterparts.

A gun is much more efficient for hunting, and a motorboat will always get you places faster. There are of course 'plusses' and 'minuses' to all of these activities and there may be times that we prefer one over the other, but this does not discount the value of superiority of either. For me, good c.w. is like listening to a well disciplined orchestra 'sing' its symphony. Good code 'sings' to me. It has rhythm, melody, form, style and texture (some of the basic elements of music) and these elements bind and draw me to it.

Yet there is an aesthetic pleasure which I get from listening to c.w. and I believe there is an existential reason why we enjoy c.w. Code does have its merits, just as riding a bicycle is good for the health or home-grown vegetables are better for you. We enjoy c.w. because our association with it brings us pleasure and our ability to communicate in a dialect which is unique and exclusive and which some outsiders find mysterious is part of code's attraction.

Is c.w. dying out?

Absolutely not! It will live as long as people love the bow, sailing, and crafting with their hands - c.w. will live as long as people remain human.

(With acknowledgement to WB5ZJN)

E. Longden

Editor's comment: This letter came in via the 'Internet' and like many others only had the E-mail address. Please remember that to accept your letter for publication we need your full name and postal address, although the full address will not appear in the magazine. Additionally, anyone not equipped with Internet facilities does not have to worry about E-mail 'jumping the queue'. All incoming mail (electronic or not, and this includes FAXes!) is dealt with equally and as soon as possible.

Pricey RAE

Dear Sir

I have delayed writing to you for some time, but having just read December 1995 'Keylines,' I feel that I must finally put pen to paper. In September of this year, having held my Novice license for about two years, I decided to try and do the RAE in May 1996. I felt this was the natural thing to do as I was progressing along the route to a full licence.

Thankfully, finding someone to teach me was no problem. There are many kind amateurs in my club who were willing to and ready to help and soon a small group studying for the RAE were set up within the local radio club.

Nevertheless, I was more than shocked when I rang the college (where I was to sit the exam) to find out about the prices. As you know, the two papers to the RAE, plus an extremely moderate centre fee, totalled over £40. Then I added £10 for the RAE book, which is pretty much a necessity. This is a lot to

pay in one go, added to the fact that there are no guarantees that I would pass first time.

I am not saying that it is unfair that I cannot afford it, whereas others can. However, I find it unjust that I will be paying the same amount as an adult amateur who will be earning a full wage, particularly as I am under 16.

Radio amateurs do their best to encourage young blood into the hobby via the Novice Licence. Once they have obtained this, they are told that they should get a 'proper licence' (whatever one of them is!) and do the RAE. However, nobody seems to take account of the fact that being young they are obviously not earning a full wage.

Why don't those responsible for administering the RAE organise some kind of discount scheme for young novices (or indeed those who cannot afford it, such as the unemployed, etc.)? This would result in Novices being able to afford to take the full exam.

The other solution is for people who do hold a

full licence to realise that not all Novices can afford the RAE and stop all this 'when are you getting your full licence?'.

You may say that my

Comparative Reviews

Dear Sir

I read with interest the comments of G7PRD in his 'RY' letter and also your views in 'Editors Keylines' and couldn't help rising to the bait! I believe that Russell has a point in suggesting comparative reviews between similar types of equipment in an effort to assist those either contemplating an initial purchase or up-dating at a later time.

Your comment that the "reviews can only be the opinion of the reviewer" is really only a part truth as it depends on whether the reviewer is being subjective or truly objective. The feel of the controls and the ease of band changing, for example, may be of some importance, but you can't be subjective when using a signal generator, an

oscilloscope or an accurate power meter!

As far as choosing appropriate equipment to compare, categories might include price (value for money?), QRP, British made, mono-band or dual-band, necessary and not so necessary 'gimmicks' or even just lightweight equipment with simple functions for those of us who like to operate on holiday away from the home QTH.

Familiarity with the comparison equipment is helpful, I agree, but anything that entices us to make a more regular visit to the local 'emporium' can only be a good thing for our continuing education as well as encouraging to the suppliers. Finally, after your comparison with the motoring press, I'd much prefer to be 'driving' the new FT-1000MP than a Ferrari!

N. J. Plumb G0PBV
West Sussex

Citizen Band Transceivers

Dear Sir

Ref: comments in PW regarding 28MHz single band rigs. When I came back from the USA after 16 years in various parts, I dutifully wrote to the Radiocommunications Agency (RA), informing them that I would be bringing into the country a 28MHz monoband rig (it actually transmitted/received and ran 26-28MHz).

Having given the RA both my USA address and the one I would be going to in England, I heard nothing. So I continued to use it until I sold it at a rally. A multiband that can transmit on both 27 and 28MHz is quite legal in the USA and I don't see why it could not be made legal here.

We very rarely get CBers on the amateur bands, but a lot of amateurs could be found on 27MHz. In fact, that is how I first came into amateur radio through contact with amateurs on 27MHz. The sideband users were generally a good crowd and most were as proud of their stations as amateurs and were polite on the band, a lot more so than some radio amateurs I have heard, especially during contests (they think they have the right to the band because there is a contest on).

When you come down to it though, the very people that would like to see 28MHz monoband rigs legal, would strongly object to CBers being given sideband facilities on 27MHz. This facility of course would make more convertible rigs available to the starting amateur.

I can hear the outcry now..."we had to pass the RAE and Morse test to get on the h.f. bands, now they are giving them to the CBers" when, in fact 27MHz could be the starting point for the next generation of radio amateurs. Come on G3s and G4s, let's hear your views!

Dennis Barber G0UFS/KB8GCF

THIS MONTH'S STAR LETTER

Send your letters to the PW Offices, marking it clearly for 'Receiving You'

NOVICE

Natter

For Radio Beginners Of All Ages

Elaine Richards G4LFM has details of the Yeovil Award, encourages you to get your school on the air and asks 'Watts a dBW?' in 'First Steps'.

Happy New Year! I hope Santa brought you all the goodies you hoped for, if not then perhaps you'll have to drop a few heavier hints next year!

A nice addition to the shack wall for the New Year could be a very commendable resolution. The **Yeovil Amateur Radio Club** have an award on offer that's available to all transmitting amateurs and s.w.l.s.

It's nice to see an award that doesn't rely on you contacting/hearing club members to achieve success. You have to work or hear 22 British stations where the last letter of their call signs finally spells out Yeovil Amateur Radio Club. So, G4LFM is Ok, as is G3XFD and G7TZB, but G1TEX isn't (sorry Tex!).

The breakdown of the 22 call signs you need to qualify for the award are: 3 ending in A; 1 ending in B; 1 ending in C; 1 ending in D; 2 ending in E; 2 ending in I; 2 ending in L; 1 ending in M; 2 ending in O; 2 ending in R; 1 ending in T; 2 ending in U; 1 ending in V and 1 ending in Y.

The call signs you log can be G, GD, GI, GJ, GM, GU, GW or GB Special Calls. If you've kept an accurate log over the years then you can look back to July 1 1983 to find the correct calls on any band with any mode. You don't have to wait for those radio amateurs to send you their QSL cards either.

You need to send a copy of your log signed by an official of a radio club or by two active radio amateurs. If that part of it proves a problem to you, if you contact the *PW* Editorial Office they will put you in touch with your nearest club or a local

amateur who can help with the verification.

The Yeovil award costs just £2 (or \$4 or 6 IRCs) and you should send your certified list and money to: **A.C. Denning G4JBH, Awards Manager, 19 The Park, Yeovil, Somerset BA20 1DN.**

Thanks to *Monitor*, the International Short Wave League's (ISWL) Newsletter for the information on this award.

Learning Morse

Another useful tip I picked up from a recent copy of *Monitor* is about learning Morse, from **Walter NS8N**. Basically, one problem with practicing receiving plain language text is that you start guessing what comes next in the sentence. This is all very well at slow speeds, but can be a very bad habit to break once you start speeding up.

Walter suggests you have practice tapes (or whatever) in plain language sent backwards. So you start with a full stop and then have each word spelt backwards.

For example 'tam eht no tas tac eht' is much harder to 'read' than the 'cat sat on the mat'. If you can't anticipate what's coming next it stops you guessing and you never know how many letters are going to be in the next group of letters.

It was after reading the article that I remembered that this was the way I was often given a Morse test when I was learning. Morse tutors would often give us foreign language text or things sent backwards just to make sure we didn't start reading and guessing.

Another favourite trick was to put a 'rogue' word into a sentence. If the sentence made sense then you had guessed and anticipated the word because they had actually send a similar one that didn't make sense.

When you are trying to learn Morse it seems a daunting task. But once you can stop thinking so hard about what you are hearing and start reacting automatically, that's when it starts getting easier. Honest!

Old Radios

When you first start telling people that you are taking up the hobby of radio, especially short wave listening, often someone offers you the use of an old radio to 'get you started'. These 'old' radios have a habit of being the really old 19in rack mounted sorts or ones that takes three

people to lift!

If they are working well then these old receivers can be a real asset and shouldn't be snubbed. But, where do you find out more about how they work ('the manual was around but I can't find it at the moment, I'm sure you'll work it out'!).

If you've been loaned an Eddystone, then your luck is in. There is a very active Eddystone User Group (EUG) judging by their latest Newsletter.

Apart from sending out six newsletters per subscription year, the EUG can help with supplying copies of manuals (sometimes an original) with prices ranging between £3 and £10. They can even help with queries, although you may need to be patient as although Eddystone Radio Ltd help with the administration of the group, they don't have the resources

for unlimited time on technical queries or 'phone answering.

The subscription year 1995/6 costs £10 for the UK and £11 overseas. You'll receive back issues of No. 31 and 32 Newsletters. The one I looked through (No. 32) was packed with information, not all of it really technical either. There was also 'For Sale and Wanted' adverts, hints on operating, sources of components and stories of members and their radios.

If you are interested in finding out more, contact: **The Eddystone User Group, c/o Eddystone Radio, Alvechurch Road, Birmingham B31 3PP.**


Radio At School

Is your school/college (or your children's/grandchildren's school/college) into amateur radio? Well they could be.

Over 120 schools, from primary through to universities are actively running an amateur radio station. One group dedicated to getting amateur radio into education is STELAR, it stands for Science & Technology Through Educational Links With



Tinkering with old radios like these is a great way to get started in radio.



Amateur Radio.

The STELAR group produce a magazine called *AMRED* three times a year they also run RAE crash courses for teachers once a year. These are held at the Trio-Kenwood Headquarters in Watford, along with the RSGB who are sponsors of the scheme.

To add to the incentive, it doesn't cost anything for teachers to go, they get free hotel accommodation and meals, free course materials and tuition. It's an amazing deal that has obviously taken a great deal of work to set-up.

I'm pleased to say that they must work their students very hard because they are getting brilliant results, (perhaps it's that they get good students?) I'm not sure which it is!

Anyway, if you think about what a school can get out of amateur radio, then perhaps you can persuade your local educational establishment to join the others and get on the air. So, how about setting-up an amateur satellite station, voice and data comms world-wide?

You may even get a

chance to talk to the Shuttle or MIR astronauts as schools are often allocated special schedules. How about packet in the classroom or talking to other schools on the Wednesday lunch-time STELAR Net?

Amateur radio can offer so much in the education arena, it would be great if a few more schools had a go. Reading the STELAR newsletters, once a teacher has become licensed, then PTAs or local businesses have been very supportive in helping to set-up a station. The newsletter *AMRED* is

very informative. I'm sure some readers will remember **Pat Gowen G3IOR** who wrote a satellite column in *PW*, well he has also written a series explaining satellite in recent issues.


They've also run articles of JVFAX, SSTV, antennas, transmitters and all kinds of other things too. All these are aimed at making things easier to understand for both the teacher and pupil.

If you are interested in the work of STELAR, then please contact **Richard Horton G3XWH**, Harrogate Ladies' College,

Clarence Drive, Harrogate, North Yorkshire HG1 2QG. Or you could contact Richard using Internet:

g3xwh@amsat.org

Many thanks Richard for all the information you sent and so quickly. I hope you get lots of new schools signing up for the next crash course.



First Steps

Watts a dBW?

The use of the Watt as a measurement of power is understood by many people. So why should we have to put up with dBW for transmitter powers?

Despite initial reluctance to use an unfamiliar measure, there are a number of advantages from using a dB based power measurement. A simple example is when you look at the way your valuable r.f. is transported into the ether.

A look through the adverts will show that everyone quotes coaxial cable losses and antenna gains in dBs. So what's the big deal?

The answer is that the use of dBs actually makes life easier. This is because, once converted to dBs, you can simply add and subtract to find the result of interconnecting amplifiers, cables, etc.

As an example, if we consider a transmitter with an output power of 20dBW connected to the antenna with a feeder having a loss of 1.8dB, the power at the antenna would be 18.2dBW - just some simple subtraction (20dBW - 1.8).

Using Watts for the transmitter power you would have to first convert the 1.8dB feeder loss to a power ratio by dividing by 10 and taking the antilog of the result which is 1.51. You can then divide the 100W transmitter power by this number to give the result which is 66.23W (I think it's clear which is easier).

The chart in **Fig. 1** (taken from the BARTG) provides a useful guide if you want to convert back to Watts. It's also worth remembering a few useful benchmarks such as: 3dB changes the power by a factor of 2. So a 3dB increase doubles the power and vice versa. A second useful point is 10dB, which represents a ten times change in power.

That's all for another month, so keep writing to me with all your useful 'natterings'.

Elaine G4LFM

Fig. 1.

Watts	dBW
1.25	0.97
2	3.01
3	4.77
4	6.02
5	6.99
6	7.78
8	9.03
10	10
15	11.76
20	13.01
25	13.98
30	14.77
35	15.44
40	16.02
50	16.99
60	17.78
80	19.03
100	20
120	20.97
140	21.46
150	21.76
160	22.04
180	22.55
200	23.01
250	23.98
300	24.77
350	25.44
400	26.02
1000	30

Send your letters to Elaine Richards G4LFM, PO Box 1863, Ringwood, Hants BH24 3XD.

HAYDON COMMUNICATIONS

H.F. OUR SPECIALITY



RRP £3699

OUR PRICE **£3150.00**



RRP £1280
OUR PRICE

£1099.95

INCLUDES FREE P-2512 POWER SUPPLY



RRP £2599

OUR PRICE **£PHONE**



RRP £959

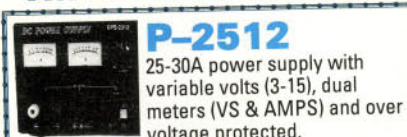
OUR PRICE **£749.95**



RRP £2399

OUR PRICE **£PHONE**

H.F. ACCESSORIES



P-2512

25-30A power supply with variable volts (3-15), dual meters (VS & AMPS) and over voltage protected.

RRP **£89.95**



Vectronics VC-300M

Mobile all band ATU with dual meters. Use mobile or indoors.

RRP **£89.95**

Vectronics VC-300DLP

UK's Best Selling ATU with dummy load and VSWR meter.

RRP **£129.95**

STAR BUYS



Yaesu FT-2200

2M FM mobile Rx:

AM airband 50W. £419

SALE PRICE **£319.95**



Yaesu FT-23R

2M FM handheld.

(inc Nicad pack & charger) £259

SALE PRICE **£199.95**



Yaesu FT-290RII

2M all mode transceiver.

£599 Sale price **£479.95**

FT-690RII RRP £649 Our Price £499.95



Yaesu FT-736R

VHF/UHF all mode transceiver.

£1999 Sale price **£1449.95**



Icom IC-738

HF transceiver.

(2 only) £1649

SALE PRICE **£1199.95**



Alinco DJ-G5

2m + 70cm handheld transceiver.

(inc Nicad pack & charger) £479

SALE PRICE

£379.95



Alinco DR-610

2m + 70cm mobile transceiver.

(2 only) £729

SALE PRICE **£579.95**

TIMEWAVE AUDIO FILTERS

THE UK'S No. 1 FILTER



TIMEWAVE DSP-59 PLUS £209.00 £275.00

TIMEWAVE DSP-9 PLUS £239.00 £225.00

DATONG FL-3 £149.95 £139.95

MFJ-784B £249.95 £229.95

SWR METERS



Nissei RS-402

125-525 MHz (200W) FWD/REV/AVE/PEP PWR

+ Full SWR Indicator and Meter Illumination.

RRP **£69.95** P & P £4

Nissei RS-102



1.8-150MHz (200W)

FWD/REV/AVE/PEP PWR

+ Full SWR Indicator and Meter Illumination

RRP **£69.95** P & P £4

TSA-6601



144-44MHz (60W) pocket

PWR/SWR meter

£34.95 (P&P £1.00)

TSA-6602 VHF/UHF ant matcher **£34.95** (P&P £1.00)

COAX SWITCHES (P&P £2.00)

CX-401 4 way (SO-239) £39.95

CX-401 'N' 4 way (N TYPE) £49.95

CX-201 2 way (SO-239) £16.95

CX-201 'N' 2 way (N-type) £21.95

NB-30W



2M FM Handheld Amplifier

1/1.5W input 30W output.

RRP **£44.95**

MICROPHONES

MS-107 'K' Miniature hand microphone.

Fits Kenwood, Yaesu, Icom and Alinco

RRP **£14.99**

P & P £1

HANDHELD MOUNTS P&P £2



MA-339 Mobile Holder.

Fits all H/Held radios. Sticks onto

dashboard of car.

RRP **£9.95**

QS-200 Air-vent h/held holder £9.99

QS-300 Desk top h/held holder £19.99

NB: ALL PRICES INCLUDE VAT

★ Outside office hours 0589 318777 ★ Mail Order: Same Day Despatch ★

SALES PHONE - 0181-951 5781/2

132 High Street, Edgware, Middlesex HA8 7EL
Close to Edgware underground station (Northern Line). Close to M1, M25, A406.



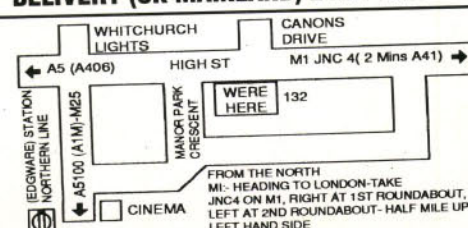
Fax: 0181-951 5782



OPEN:-
MON-FRI 10-6PM SAT 10-5PM



DELIVERY (UK MAINLAND) 24HR £10



Practical Wireless, February 1996

SIMPLY THE BEST!

NEW PRODUCTS NEW PRODUCTS NEW PRODUCTS NEW PRODUCTS NEW PRODUCTS NEW PRODUCTS NEW PRODUCTS NEW PRODUCTS NEW PRODUCTS NEW PRODUCTS

Nissei EP-300



Deluxe over the ear earpiece.
Fits all handheld radios.

£9.99

P & P £1

Nissei EP-300T



Over the ear earpiece with lapel mic & PTT. Fits Kenwood, Alinco, Yaesu or Icom

£19.95

P & P £1

This Ear/Mic comes with an "over the ear" earpiece as EP-300

Nissei CT-221



Invisible Microphone.

Microphone is hidden in earphone, just put CT-221 on your ear. It is easy for sending out or receiving signals.

£24.95

P & P £1

LONDON'S LARGEST STOCKIST OF VHF/UHF ANTENNAS

SERENE BASE ANTENNAS

(P&P £7.50)

			OUR PRICE
TSB-3315	GF	144/70, 8.5/11dB (5.4m)	£129.95
TSB-3301	GF	144/70, 6.5/9dB (3m)	£64.95
TSB-3302	GF	144/70, 4.5/7.2dB (1.7m)	£49.95
TSB-3303	GF	144/70, 3/6dB (1.1m)	£34.95
TSB-3002	AL	144MHz, 6.5dB (2.8m)	£34.95
TSB-3001	AL	144MHz, 3.4dB (1.4m)	£29.95
V-2000	GF	6m/2m/70cm, 2.1/6.2/8.4dB (2.5m)	£119.95
GP15N Comet		6m/2m/70cm 3-6.2-8.6 1B1 (2.4)	£124.95

ACCESSORIES

P&P £2.00 on the following

TSA-6001N	Duplexer (+Coax) 2/70	£24.95
TSA-6003	Duplexer (Sockets) 2/70	£19.95

HIGH QUALITY NISSEI MOBILE ANTENNAS

P&P £4.50

DB-7900	144/70 cms, (5/7.6dB) 1.5m	£49.99
DB-770M	144/70 cms, (3/5.5dB) 1m	£22.95
DB-1304	144/70 cms, (2.15/3.8dB) .41cms	£19.95
DB-EL2E	144MHz, 1/4ths, 4.5dB (1.8m)	£29.95
DB-285	144MHz, 1/4ths, 3.4dB (1.3m)	£13.95

ACCESSORIES

P&P £2.50 on the following

MT-1301	H/Duty Mag Mnt + Coax	Top Quality	£24.95
MT-3302	H/Duty Hatch/Trunk Mnt	Top Quality	£24.95

HANDHELD ANTENNAS

P&P £1

NE-300 High gain 2m + 70cm telescopic antenna. 8 inches long wideband receive **£14.95**

T-2602 2m/70cm/23cm (2/3/5.5dB). Flexible antenna with wideband receive (14" long BNC). **£22.95**

EX-DEMO AND SECONDHAND EQUIPMENT

FT-990DC	As new	£1449.95	DJ-580	As new	£339.95	IC-200H	2m mobile 50W	£299.95	R-2000	+ VHF converter	£449.95
TS-850S	As new	£1295.95	IC-32E	VGC (dual)	£299.95	PK-232MBX	Ex demo	£249.95	HF-225	As new	£399.95
FT-ONE	VGC	£749.95	IC-2E	2m	£119.95	KAM	As new	£199.95	FRG-100	As new	£399.95
TS-680S	As new	£849.95	FT-290RH	2m VGC	£179.95	SP-430	As new	£59.95	FRG-7700	VGC	£299.95
TS-140S	VGC	£749.95	IC-2SRE	2m + built-in scan	£299.95	AR-WX2000	Weather fax	£449.95	HF-150	As new	£349.95
IC-738	Ex demo	£1099.95	TH-215E	2m handy	£199.95	MFJ-752C	Auto filter	£69.95	R-5000	As new	£849.95
IC-761	As new	£1299.95	DJ-560	2 + 70cm as new	£299.95	TM-1000	1K ATU	£139.99	NRD-535	As new	£1299.95
DJ-530S	VGC	£499.95	IC-W2E	Dual band	£299.95	FL-2100B	Valve linear	£299.95	MVT-7100	As new	£299.95
FT-102	VGC	£529.95	FT-11R	Ex demo	£239.95	FC-102	ATU	£199.95	R-532	Air receiver	£149.95

WE NEED YOUR USED EQUIPMENT - TOP MONEY PAID

OPTOELECTRONICS AT THE FOREFRONT OF TECHNOLOGY

NEW OPTO CUB

The Cub is ideal for communication, surveillance and recreational monitoring applications. From 10MHz-2.8GHz. The Cub has maximised sensitivity for detecting RF in the near field and displaying the frequency detected. The cub features a digital filter that reduces false counts and random noise, digital auto capture that acts like an intelligent hold button allowing any frequency captured to remain displayed as long as needed.

RRP **£139** (includes nicad charger antenna)

NEW OPTO SCOUT 3.1-Mk2

NO INTEREST, YOUR JOKING!
Latest Mini Frequency Finder From Optoelectronics. It will capture and memorise up to 400 frequencies that can be recalled directly into

the AR8000.
Supplied with ANT, Nicads and Charger.

RRP **£399**

Scout interest free! £49 deposit 10 months @ £35 = £399

FOR ONE MONTH ONLY

Buy the AR-8000 & Opto Scout together including modification & connecting cable
RRP £848
One month only

£719

Everything you need for reaction tune is supplied

NEW DB-32

A Miniature Wideband Antenna. Receives 30 - 1200 MHz. Transmits 2m/70cm, BNC fitting only 1.5" long its superb

RRP **£29.95** P & P £1

NEW OPTO-SCOUT SEE BEFORE YOU BUY!! We have a VHS Video demo tape showing the Opto-Scout being used to its full potential. This video is available on **FREE LOAN**, all we require is £10 deposit (refundable) + £2 P&P and we'll send you a copy. You return the tape when you've watched it and we'll refund your £10. (Provided the tape is returned undamaged). Alternatively - order a Scout from us and we'll deduct the £10 and you can have the video on us. NB:- it is an **offence** to copy this tape for any reason.

THE SCANNER & SHORT WAVE SPECIALIST

NETSET PRO-44



Want to get into scanning? Then this is ideal for you. Listen to aircraft, marine, ham and much more with this superb scanner.

Covers 66-88/108-174/380-512MHz
RRP £169.95

OUR PRICE **£119.95**

PORTABLE SW RECEIVERS

SONY SW-100E

Award winning miniature SW receiver. RRP £219.95

OUR PRICE **£189.95**

SW-77

RRP £399.....Our price **£349.95**

SW-55

RRP £299.....Our price **£259.95**

SW-7600G

RRP £199.....Our price **£169.95**

Sangean ATS-803A

.....Our price **£119.95**

***** 30 DAY SPECIAL ***** AR-8000



The ultimate handheld receiver covers 500kHz-1900MHz. All mode. for one only we are selling this receiver at a crazy price.

RRP £499

30 DAY SPECIAL **£369.95**

CLUB Spotlight

Compiled by Zoë Shortland

Canadian Amateurs

Jim Hatch G3OOL, also ex VE2BEV & VE3CIJ is looking to form a loose Net of amateurs who have been connected with the Canadian Radio Amateur fraternity. The connection could either be by being born in Canada and now holding a European licence, or holding a Canadian licence and working under reciprocal agreement.

The Net would be held on 3.5MHz at the outset, and could also be held on 7 or 1.8MHz if the need should arise. Anyone who is interested in joining such a Net, please write to **Jim Hatch at 42 Bowden Road, Templecombe, Somerset BA8 0LF**.

Long Association With Radio

Elaine Hicks-Arnold G0CDZ tells of her husband **Frank G6MB**'s

long association with radio.

Frank G6MB was first licensed in 1920, "authorised to transmit not more than 500 yards, the apparatus to be attached to no aerial or earth other than short rods with or without vanes". This was an authorisation to use a gamage's 1913 spark and coherer transmitter and receiver!

On Sunday September 25 1955 at 1000UTC, the first news broadcast was made by the RSGB with the call GB2RS and Frank was the original newsreader from his station in Walton-on-Thames on 3.6MHz. He continued to read it without a break for three years. Frank was a council member of the RSGB from 1949-55.

Frank had held other radio callsigns, in Malaya, between 1927-31 he held the call 2HQ, which was a Singapore area marine call as there were no amateur

calls there. He was issued with G6MB in 1931 on his return to the UK. He also held VK4AKD from 1980-86.

Elaine says "I was first licensed in 1984 and have no claim to fame at all!"

Live Radio Link-Up With German Astronaut

'Club Spotlight' has recently received a FAX from **Noel Moore G17CMC**, Head of Technology Department, Belfast Royal Academy. It described the recent live radio link-up by the **Belfast Royal Academy Amateur Radio Club** with German Astronaut **Thomas Reiter DP0MIR** during his 135 day mission on board the soviet MIR space station. The space station had been tracked by computer and its transmissions monitored since the club learned that they were scheduled to talk

to the busy astronaut.

The club became involved when **Jonathan Sherlock G10VGQ** noticed a packet message inviting schools to become involved in the EUOMIR Project. The school replied and nothing was heard again until a FAX was received from **Jorg Hahn** of Ham Radio Group in der Deutschen Forschungsanstalt, indicating that the school had been given a schedule with the MIR crew three days later.

The 144MHz equipment was thoroughly checked out in preparation for the f.m. semiduplex contact. No guarantee was given of Thomas' availability, but there was a full turn-out of club members to witness the attempted schedule. A sigh of relief was observed as Thomas returned the school's call.

Thomas described the greetings that the visitors, their first human contacts since saying farewell to the previous MIR crew in September, would receive on their arrival. He went onto describe the work planned during the docking.

Thomas and his Russian crewmates **Yuri Gidzenko** and **Sergei Avdeev** sent their greetings to the school and to the city of Belfast.

Meetings AT MAXPAK

Edward Loach from MAXPAK (The Midlands AX25 Packet Radio Users Group) has recently sent in

It was a truly 'amateur' wedding when **Frank G6MB** and **Elaine G0CDZ** got married in 1995!

a programme of events for the coming months. Meetings are held on the first Monday of every month, except when there are bank holidays, meetings are then held on the second Monday.

Meetings begin at 8pm, ending at 10pm, at the **Perton Community Centre**, which is next to **Sainsburys** in **Perton**, near **Wolverhampton**. A licensed bar is on the premises! Perton is on the A1, approximately five miles west of **Wolverhampton**.


All non-members and visitors please note - there is a charge of 50p when attending any evening where there is a talk or practical demonstration. This is made to help recover the cost of hiring the room.

Well, what's happening soon? - well, on February 5, there is an evening using a PC computer and packet radio, followed by a practical demonstration of black and white and colour ink jet printers, re-inking of the cartridges will also be demonstrated. The February/March *Digicom* (the bi-monthly newsletter) will be available at this meeting.

To obtain more information, contact **Edward Loach** on (01902) 741877 (evenings).

Zoe says:

"keep that News and those Club magazines coming!"



■ Members of the **Salop Amateur Radio Society** meet every Thursday evening, commencing at 8pm, at The Oak Hotel, Shelton. Membership now totals over 60 members from the surrounding areas.

On January 18th they will be discussing contesting, a chance to suggest what contests the club should enter, all suggestions are welcome. Then on February 1 there's a surplus equipment sale. So, don't forget your wallet!

More information is available from **Ian Davies G7SBD, 56 Roselyn, Shrewsbury SY1 4LP.**

■ The **Derby & District Amateur Radio Society** meet on Wednesday evenings at 7.30pm at 119 Green Lane, Derby. Just a few of the up and coming events are: January 24 - Amateur Astronomy - illustrated talk by Trevor Smith, February 5 - Amateur TV group meeting.

Further information about the Society is available from the Chairman, **Richard Buckby G3VGW, 20 Eden Bank, Ambergate, Belper, Derbyshire DE56 2GG** or by telephoning him on (01773) 852475.

■ Club members meet at the regular meeting hall, 'Terra Nova', The Waldrons, Waddon, Croydon, Surrey for the **Surrey Radio Contact Club**. Find out about Propagation on February 7 when Raymond Favell G3LTP gives a talk on the subject.

Berni G8TB is on hand if you want to find out more. You can telephone him on 0181-660 7517.

■ The **Liverpool & District Amateur Radio Society** meet at 8pm every Tuesday evening at the Churchill Club, Church Road, Wavertree, Liverpool. The Society also run courses for the RAE, NRAE and Morse.

A few of the Society's up and coming events are: January 16 - Club night on the air, 23rd - Talk by G7PGE, 30th - Surplus sale and on February 6 - Contest planning.

More details can be obtained from **Ian G4WWX, QTHR.**

■ The **Dundee Amateur Radio Club** meet on Tuesdays at 7pm in the Dundee College, Graham Street, Dundee. Morse code is taught every Tuesday evening.

The club radio shack and technical library are available to club members. A club newsletter is published bi-monthly and a club Net is on 7.070 at 1400hrs daily.

Find out more from **Allan Martin GM7ONJ, 11 Langlee Place, Broughty Ferry, Dundee, Tayside DD5 3RP.**

■ Members of the **South Manchester Radio Club** meet every Friday at the Community Centre, Norris Road, Sale from 8pm onwards. The club caters for the many interests of its members and also runs Novice courses.

For further enquiries about the club, contact **Edward G7FQY on 0161-969 1964.** All are welcome to attend.

■ Meetings are held on the 2nd and 4th Tuesday of each month at the Lickey End Social Club, Alcester Road, Burcor, Bromsgrove for the **Bromsgrove Amateur Radio Society**. Catch a talk on January 23 by Len York on 'Manhattan Experience'.

For further details/information, contact **Barry Taylor G0TPG on (01527) 542266.**

■ Formal and informal evenings for the **Norfolk Amateur Radio Club** are held at the Norman Centre, Bignold Road, off Drayton Road, between Asda and the Mile Cross Roundabout, Norwich. Just a few of events happening soon are: January 17th - Night on the air/construction QRP/Morse practice, 24th - 'Science for all' by Arnold G3PTB, 31st - Night on the air/construction QRP/Morse practice, February 7 - Surplus PMR conversion by Steve G0UYA.

More information from **Mike Coan G4EOL on (01603) 789792.**

■ Members of the **Dunfermline Radio Society** meet at Outh Muir, five miles north of Dunfermline on the A823 (near Knockhill Race Circuit) on Thursday evenings at 19.30hrs. A few up and coming events are: January 11 - HF operating evening, 18th - A talk by James GM4WZP on 'Offshore Pirates of the 1960s and 1970s', 25th - Natter night, February 1 - HF operating evening, 8th - Natter night.

For more details, contact **Adrian Donaldson GM0SRD, Secretary, on (01383) 735967.**

■ The **Manchester & District Amateur Radio Society** meet at the Simpson Memorial Civic Centre, Moston Lane, Moston, Manchester every Tuesday evening at 7pm. RAE and NRAE courses together with Morse lessons are given free of charge and the Society is also registered as a City & Guilds examination centre.

On February 6 there is a DX night. Further information and details of the society's forthcoming activities are available from **Barrie G3IOA on 0161-681 5406** or **Harold GOVJZ on 0161-338 4412.**

Hot Off The Press!

The Radio Amateurs' Question & Answer Reference Manual (5th Edition)

by Ray Petri G0OAT.

This month's *Practical Wireless* Subs Club offer is a book which is so popular it has now reached its 5th edition. Ray's newly published edition has been expected for a long while...so here's your chance to get the latest book to help you pass your RAE (and it's handy for reference) and get *PW* delivered direct to your door every month into the bargain!

Ray Petri G0OAT first published *The Radio Amateurs' Question & Answer Reference Manual* in 1984. From its humble beginnings as a 'self publication' effort, Ray's work has grown from strength-to-strength. He's still publishing it independently and as each new edition appears new chapters, revisions and innovations are included.

Although specifically aimed at students taking the City & Guilds 'Radio Amateurs' Examination' the book contains material suitable for C&G 'Electronics Servicing' and BTEC 'Radio N' and 'Electrical and Electronics Principles N'.

Within its 388 or so pages this softback book contains a wealth of information including over 1240 multiple choice questions, a section on circuit recognition and (very useful!) examples worked through on a scientific calculator.

Additionally, Ray has also included a number of useful radio data charts in appendix A (And readers with a copy of the free data chart supplied with the January 1996 issue of the magazine will already have an example of how good his work is in this area).

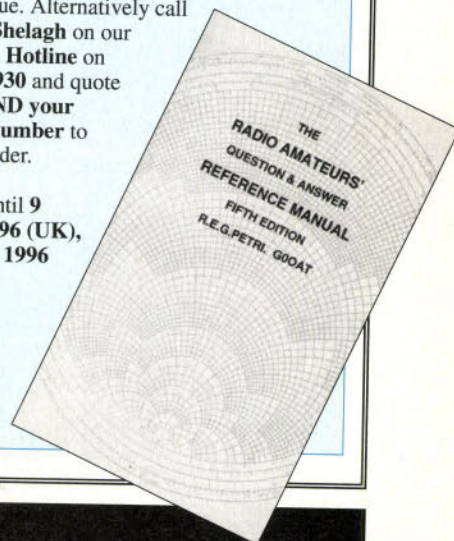
So, if you're an RAE student, or are attending Technical College or just need a sensible reference work which you can use and understand with the minimum of fuss and bother, this month's Subs Club offer is for you. It certainly gets my vote and Ray Petri is to be congratulated for an excellent publication.

Rob Mannion G3XFD

If you are a *PW* Subscriber you can get your copy of the *The Radio Amateurs' Question & Answer Reference Manual* for **£13.95 inc. P&P (UK)** or **£13.95 plus 75p P&P (overseas).**

To take advantage of this offer just fill in the details on the Order Form on **page 62** of this issue. Alternatively call **Michael or Shelagh** on our **Credit Card Hotline** on **(01202) 659930** and quote **SCPW01 AND your subscriber number** to place your order.

Offer open until **9 February 1996 (UK), 23 February 1996 (overseas).**



Send your club information to Zoë Shortland at the PW Offices.

MARTIN LYNCH FOR

Keep a 'Gold

✓ UNBEATABLE VALUE ✓ SHOWROOM CONDITION ✓ PART-EXCHANGE W

✓ "ELITE" USED ✓ MAIL ORDER A PLEASURE ✓ LOW RATE FINANCE AVAILABLE



ICOM IC-735 100W HF Transceiver. The benchmark for 7 years. Eight examples to choose from. From only £629



KENWOOD TS-140S 100W HF Transceiver. Simple to use no frills fun on the Amateur Bands. From only £629



ICOM IC-728 100W HF Transceiver. Icom's answer to the TS-140S. Very clean & ready to go. As new. £549.



YAESU FT-747GX 100W HF Transceiver. The starter rig for anyone. Three to choose, all very good value. £549.



YAESU FT-767GX 100W HF/10W VHF Transceiver. The only HF base to accept 2/6/70 modules. Four to choose £899



KENWOOD TS-690S 100W HF/50W 6M. Neat compact full feature base/mobile. This one's fitted with Auto ATU. £1095



KENWOOD TS-850S 100W HF. The best selling HF rig of the Nineties? Could be! NINE to choose. £1195 or "SAT" £1295



YAESU FT-890 100W HF Base/Mobile. Two examples, both like new, offered with auto atu's fitted. £999.



ICOM IC-765 100W HF Base with Int. PSU + ATU. As brand new. 1 owner £1495.



JRC JST-135 150W HF Base. Loaded with hundreds of pounds of extras. As new supplied with matching PSU, only £1495.



KENWOOD AT-230 200W Antenna Tuner. 160-10M, 200W with 3 way coax switch & SWR/Pwr Meter. Excellent cond' £159.



KENWOOD TM-255E 45W 2M Multimode. Supplied as brand new & boxed. Save almost £400 off list! 2 to choose. £725.



YAESU FT-101ZD 100W Valve PA Base. After fifteen years, they still take some beating! Nice & clean, from £395.



YAESU FT-107M 100W HF base. The Eighties "FT990". Built to high standards, Amateur band only. Nice condition. £495.



YAESU FT-290RMK11 2.5W 2M portable. Always a large selection, an ideal all mode "starter" rig. From £349.



ICOM IC-AT500 500 watt auto ATU. Matches any Icom HF. One used as new, one BRAND NEW & BOXED. Used £295. New £495.



YAESU FC-757AT Automatic antenna tuner for Yaesu FT-757 series. Clean condition with leads. £269.



AA&A SPC3000D 3KW ATU. They don't make 'em like this anymore. Don't think this was one we ever used. £295.



KENWOOD TS711E A 25W all mode 2M base station. Built in PSU, bright fluorescent display, 3 very clean examples. From £595.



DRAKE TR7 HF Transceiver, fitted noise blanker, SSB, RTTY & CW filters, matching PSU, & VFO. 1 owner from new. £549.

In addition to the small selection above, we have at least 400 other used items available from stock. All offered with a minimum of 30 day

KENWOOD TS-870S

50/50
PURCHASE PLAN

Without question the star of the show during our open day, experienced operators heard for themselves just how good the TS-870S really is. No other HF transceiver employs digital signal processing at the IF - others install a DSP unit at AF - a major difference when it comes to picking out signals buried in the noise.

TS-870S £2399.00 - WITH FREE 5 YEAR WARRANTY
DEPOSIT 50% £1199.00 (or your trade in's as part payment)
Balance £1200.00
12 monthly payments of only £100.00. INTEREST FREE ZERO APR.

ICOM IC-775DSP

My own personal favourite base station HF. 200 watts for a start, a massive die-cast front panel enabling decent size knobs and buttons to be used. High speed auto tuner, PSU built in and finally a DSP unit for removing fatiguing white noise. Add to that an easy to read display and a beautifully weighted fly wheel tuning knob and it's easy to see why the IC-775 is still our best selling top of the range HF Base. **IC-775DSP £3399 with FIVE YEARS WARRANTY INCLUDED.**

ICOM IC-736

The only HF transceiver to offer 100 watts on HF through to six metres, built in PSU, Auto ATU and lots more. Fantastic value. RRP: £1969. **Lynch price: £1649.00**

SPECIAL OFFER
SAVE A MASSIVE £450.00
ONLY A FEW LEFT SO HURRY

KENWOOD TS-450SAT

Bulk purchase of your favourite "mid" sized HF transceiver has enabled us to offer them on a spectacular money saving offer. The TS-450SAT is despite it's size, a full feature 100W all mode HF transceiver, including a built in AUTO ATU, IF Shift and much more. The list price is £1649.00 but we are offering 10 pieces at only £1195 including FREE DELIVERY, saving a massive £450.00!! Furthermore, it is available on **FREE FINANCE** at £196.00 deposit and 12 payments of £83.25

AEA PRODUCTS

- NEW DSP-232** DSP based data controller RRP £499 **£479.95**
- PK-12** Low cost budget VHF TNC now with FREE software. **£129.95**
- PK-96** The easy way to get on 96k baud packet **£219.95**
- PK-232MBX** All mode Data controller - the bench mark..... **£319.95**
- PK-900** The best selling commercial grade controller **£479.95**

DEL MULTITRAP

NEW

AS REVIEWED IN RADCOM DECEMBER

Built exclusively for MARTIN LYNCH, the new wire antenna is trapped for 80 through to 10 metres, uses heavy gauge multi strand plastic-sheathed wire, heavy duty 1 KW traps and totals only 20 metres in length. The "MULTITRAP" is a fan type design, having 2 "legs" either side of the dipole centre. It's very easy to install, takes minutes to tune, guaranteeing an SWR of less than 1.5:1 on spot frequencies throughout the entire 5 bands. A far better alternative to the old G5RV antenna. **£69.95, P&P 37.50**

DEL MEGATRAP

NEW

From the same stable as the Multitrap, the new design offers coverage of the 160/80 and 40 metre bands. 1KW power handling, stocks should be arriving during January, call for further details.

MARTIN LYNCH
& Son

THE AMATEUR RADIO EXCHANGE CENTRE



Martin Lynch is a licensed credit broker.
Full written details are available on request.
Finance is subject to status.
E&OE. £10 p&p on all major items.

TEL: 0181 - 566 1120
FAX: 0181 - 566 1207
AFTER HOURS: 0973 339 339
FAXBAK: 0181 - 566 0 007
B.B.S.: 0181 - 566 0000

"ELITE" USED EQUIPMENT

Open Eye' on our new and used products. Call FAXBAK on 0181 - 566 0 007

WELCOME ✓ MAIL ORDER A PLEASURE ✓ LOW RATE FINANCE AVAILABLE

UNBEATABLE VALUE ✓ SHOWROOM CONDITION ✓ PART-EXCHANGE WELCOME



YAESU FT-1000 200W HF Transceiver. The ultimate built forever machine. Three indistinguishable from new £2300



KENWOOD TS-950SD 150W HF Transceiver. Cost new almost £4000. Massive saving on "Digital" models from £1595



ICOM IC-737 100W HF Transceiver. One of the best ever receive performance, said Peter Hart. As new £999



KENWOOD TS-50S 100W Mobile HF. Broke new ground in 1994. All mode, general Cov. RX. Five in stock. From £649



KENWOOD TS-940S 100W HF Base. Would cost £4000 plus if supplied new now. With Auto ATU, two to choose £1195.



ICOM IC-736 100W HF/100W 6M. Latest design, complete with PSU, Auto ATU, as new with 2 filters. £1295.



ICOM IC-725 100W HF. Easy to use & easy on the pocket. Good clean audio & in very nice condition. £595.



KENWOOD SM-220 Band scope. Ideal for looking at your TX waveform. Supplied in excellent condition. £225.



KENWOOD TS-530S 100W valve P.A. Rig. Supplied in first class condition, one owner from new. £499.



KENWOOD TS-50/AT-50 Supplied as a pair, this "mini" combo is an ideal mobile/portable. VGC, both boxed £849.



PEACOCK PENTIUM 60 MULTIMEDIA Personal Computer, supplied by us new. As new, 6MB Ram, 540MB HD etc. £995.



ICOM IC-901 2/70 Dual Bander. Remote head, 35W on seventy 45 on two. Save bundles over new RRP VGC. £549.



YAESU FT-290RMK1 2.5w portable. Never heard of one? As popular as McDonald's. Ideal get into the hobby rig. £249.



YAESU FT-4700RH Dual Band FM. Remote head capability, 35W on seventy, 45W on Two. Nice condition. £379.



KENWOOD TM-741E TripleBand 2/70/6. Remote head, triple band display. Offered in very good condition. £699.



YAESU FT840 100 watt HF, latest model. FM as option, excellent receiver and very easy to use, supplied as brand new. £699.




KENWOOD TS440S The best seller for years, this one is like new with its original packaging, instructions & microphone. £629.



YAESU FT-757GX A self contained 100W HF transceiver, with keyer, all mode, GenCov receiver and much more. 2 to choose £579.

A SHOP WINDOW FULL OF HANDHELDS, MOBILES, SCANNERS AND ACCESSORIES.



ALL ABOUT THE NEW MARTIN LYNCH INTERACTIVE "FAXBAK" SERVICE....

Introduced in December 1995, this new service is a first for Amateur Radio. Unlike other ordinary Fax Back services offered in the past, the system in operation at the London Showroom actually allows YOU to choose what information you require. For example, if you want to see the latest used equipment list, dial the FAXBAK number, hit key 1, then 11 and a complete listing will be sent. For a brochure on new items, key 2 then the MODEL NUMBER required, (i.e., for details on the IC-735, key "735"), and so on. You can also retrieve our latest newsletter, (key 5 then "5" again), new Equipment prices key 3 and so on. Its a first once again, from MARTIN LYNCH!

Try it today. Dial 0181-566 0 007.



ALINCO CORNER

DX-70 100W on HF 10W on 6M
Alinco's answer to the IC-706.

A mini HF transceiver with all modes from 160M - 6M. General Coverage RX, remote front panel. Compare the receive audio on both. The Alinco will surprise you and the CW and SSB narrow filters are thrown in FREE, they'll cost you £120 extra with the Icom.



NEW LOW PRICE: £995 with FREE 3 YEAR WARRANTY
Deposit £500.00 (or your trade in's as part payment) Balance £495. 12 monthly payments of only £41.25.
INTEREST FREE ZERO APR
Available on our 50/50 purchase plan.

DJ-G5

The best selling DualBand Handie. Better still, such has been the sales success, ALINCO have actually put the prices down!!
Old RRP: £479.
ML PRICE: £395 !!
Finance & 5 year Warranty also available.



DJ-191

AS REVIEWED IN PW DEC
Styled upon their already popular DJ-G5 dual bander, the new 2M handie is selling very well.
RRP: £249. Deposit £29, 12 payments of only £18.33, interest free Zero APR.



140-142 NORTHFIELD AVENUE
EALING, LONDON W13 9SB

OPENING HOURS
MON-SAT
9.30 - 6.00
Late night Thursday by appointment

0181 - 566 1120

MORSE TESTS ON DEMAND

Due to the enormous success during the OPEN DAY of Morse Tests being taken without the requirement of "pre-booking", for a trial period, the facility for sitting the test will be available for three months at the London Showroom. Starting in February 1996 through to April, the tests will take place on the first and second Saturday of each month, between 10:00 and 14:00 hrs. For those wishing to take the 12WPM Morse test, please ensure that you arrive with two passport photographs and the £18 administration fee.

FOR FURTHER DETAILS, CALL STEVE JELLY ON 0181-566 1120

The Icom-706

HF & VHF Mobile Transceiver

By Richard Newton G0RSN

It's taken PW a long time to get hold of an IC-706, but Richard Newton G0RSN has had quite an experience using the latest 'all in one package' mobile from Icom. He thinks it's been well worth waiting for!

There are many avenues leading to being a licensed Radio Amateur. Mine was short wave listening encouraged by my Dad, John G8EAM. I have therefore always been interested in the h.f. bands.

However, I'm not going to bore you with my whole life story, although the reason for mentioning my 'early radio life' will become apparent.

I now have children of my own, two in fact. And, I found (as many before me have) that time in the 'shack' takes a firm back seat to the role of father to two babies.

So, I decided that the only way around the lack of 'shack time' was to take my radio with me when I was out of the house. That's how my 'love affair' with h.f. mobile was born.

When I saw that Icom had brought out the IC-706 I was very excited. Here was a radio that would give me all my h.f. bands mobile with the added bonus of 144MHz s.s.b. (something I had to give up in order to get h.f. mobile in the first place).

Something Impressive

I was expecting something impressive and was not disappointed. The first impression this unit gives you is robust professionalism. It looks really good in my opinion.

So, out it came, along with the supplied accessories. A fist microphone, d.c. power cable, spare fuses, RTTY connection plug, electronic keyer plug, and the accessory cable.

When I had laid out all the contents of the box I was somewhat perplexed. There was no mobile bracket!

After some 'phone calls and reading the handbook (always the last thing I do in crisis!) I discovered that the mobile bracket was an optional extra!

Well I will not labour this point, but suffice to say, this did not impress me one bit. You would have thought a mobile radio would

have been supplied with a mobile bracket!

While I was awaiting the arrival of my optional extra mobile bracket I set the IC-706 up in my shack at home. I operated it into a home-brew doublet of random length, (approx. 15m in each leg) fed by 300Ω ribbon and connected by a balanced a.t.u.

Switching On

When first switching on the IC-706 it looked rather daunting. But I didn't let this put me off and the rig has the normal controls that I would want and expect to see as primary hardware on a front panel including the On/Off switch, AF (volume) control and RIT to name a few.

Other well situated controls were the Freq Lock button, IF Shift and Up/Down keys. The main tuning knob is also a very well designed feature.

I get the distinct impression the Icom IC-706 was designed by a mobile radio operator. The large rotary knob is just that. Large but well proportioned. The soft rubber collar and hard plastic free moving finger hole greatly assist in accurate fast and slow tuning. These factors, coupled with the variable tension control, made tuning an easy, effortless task.

Finding your way around the IC-706 is really quite simple. I would say it took me a few hours to get to grips with the basics. After a couple of days operating and reading the manual I experienced no trouble at all.



Menu Banks

The IC-706 has different menu banks. Icom have obviously chosen what they consider to be the more often used settings. The more used features are situated in menus that are more easily accessible. The less used ones are placed in menus taking a few more key presses to get to.

It's most important for the mobile operator to operate the equipment easily. For the h.f. operator it may well be switching between the two v.f.o.s or perhaps switching in the voice compressor to grab that bit of rare DX.

For the v.h.f. operator it will perhaps be moving through the simplex frequencies on 145MHz or being able to monitor the local repeater. I also like to be able to monitor the reverse frequency of the repeater as well. It seems that Icom have been very mindful of these requirements.

On the whole I would agree with their choices. However, I would have liked to have seen the output power more easily adjustable. But considering just how much this little radio will do for you I think that Icom should be very pleased with the way the designers structured the menus.

However, the actual power settings on the Icom IC-706 are very versatile indeed. On the h.f. bands the r.f. power is adjustable from 5 to 100W with a total of 11 separate levels. The same is true of 50MHz. The power settings for the 144MHz band are also variable between 1 and 10W and again with 11 setting levels.



All The Facilities

The IC-706 has all the facilities that one would expect in a modern transceiver. It has two v.f.o.s and 99 memory channels. In addition to these are two other memory locations for programmed scan limits and a Call memory for the 144MHz band only.

Configuring the memories is very simple and extremely straightforward. And when in memory mode the operator is still free to tune away from the frequency set in the memory channel, with the memory remaining unchanged. I found the method of tuning away from the frequency stored in memory very useful when operating mobile.

The IC-706 has many ways in which to move through its vast v.f.o. range at different rates. But all of these methods require several key presses and the use of the main tuning dial or **Up/Down** keys on the microphone.

However, if you programme each amateur band in a memory, you can then select each band by pressing the **Up/Down** key on the transceiver. You are then free to fine tune from there. This feature I found to be the best for my mobile requirements.

For those interested in data modes the IC-706 seems to be well able to fit their needs. It has selectable menus dealing with RTTY settings and details are supplied on both this mode and ASFK outputs.

Treat For Morse

There is an absolutely wonderful treat in store on the IC-706 for the Morse enthusiast. I was absolutely overwhelmed when I found that this wonderful little transceiver was supplied with a built-in electronic keyer!

From the menu, the operator can select the type of key being used and set the parameters of the electronic keyer. This feature impressed me a great deal.

Unfortunately I'm a straight key operator myself so I was resigned to writing about the facility and not experiencing it. Until I read the handbook that is! It would appear that Icom had thought of that and I was not going to get away so easily!

You can configure the keyer so that the **Up/Down** keys on the fist Microphone become a Morse key! **Up** becomes 'Dah' and **Down** provides the 'Dit'. It was great fun, I put out some CQ calls but had no reply. No reflection on the radio here, it was more likely my

sending. (More practice with a 'microphone key' required I feel!).

I was also extremely pleased to see the IC-706 is provided with an r.f. gain control and an i.f. shift. These features, along with the 20dB attenuator and the preamplifier were to prove their worth when I went on the air.

The transceiver's front panel display is really something to behold. It's clear and well set out. Important information is extremely well represented.

The display's excellent green back lighting has three settings, **Off, Low** and **High**. The **High** setting is so good, I found that I could not drive with it on high at night as it dazzled me! It had to go on **Low**.

Other Facilities

Just before I tell you of my 'on the air' adventures, with the IC-706 I'd like to briefly mention some other operating facilities that caught my eye. And I'll start with the S-meter.

The S-meter can be set to be many things. On receive it's always an S-meter. However, it can also be set to show you relative r.f. power out, or s.w.r. across the h.f. and 50MHz transmission line and also provide an automatic level control (a.l.c.) meter on transmit. (A 'must' for adjusting the microphone gain and compressor).

I found the meter's s.w.r. facility to be extremely useful in the car, so much so that I removed the separate s.w.r. More space, what luxury!

Another must for me as a mobile operator had to be the VOX control. I was a little disappointed with the use of the telephone style modular plug on the microphone though. This inhibits home-brew hands free microphones for the car. (Unless you purchase a conversion cable of course...another optional extra!).

Continuous Coverage

The IC-706 provides continuous receiving coverage from 300kHz to 200MHz! It offers s.s.b., c.w., a.m., w.b.f.m. (wideband f.m.), and RTTY as modes, (w.b.f.m. is available on receive only). The specifications are guaranteed on the Amateur bands only.

I was able to receive my local Band II f.m. broadcast station on 102.3MHz with ease. Goodbye car radio! More space reclaimed. I was beginning to like the IC-706 a lot.

Setting Up

When I was setting up the first thing I noted was that the 50MHz output was on the **h.f.** output and **not** with the 144MHz output.


I've no doubt that there are extremely good reasons for Icom's decision to place the 50MHz output on the h.f. output side of the transceiver. But it would seem that all those antenna manufacturers who appear to be desperately flooding the market with dual band 144/50MHz mobile whips will be forced to have a re-think!

So, the time had come to put the transceiver through its paces. I put a call out on the 145.500MHz f.m. calling frequency. I could just hear a station down in the noise. We moved to a simplex frequency and I had the pleasure of chatting to **Chris G0DFN** in Hythe, Hampshire.

Chris gave the '706 a very favourable report. I however could not hear him very well at all. I connected my Kenwood TH-205E 144MHz hand-held to the WX1. He was then a very good 5 and 7 signal.

I then went back to the IC-706, and Chris was still only just breaking the squelch. I then

Rear panel of IC-706 showing h.f./50MHz antenna sockets (see text for comments) and separate 144MHz antenna socket.



switched in the preamplifier. Well, what a change! (I've never experienced such a difference). Chris was now 57 to 59.

I briefly explained to Chris what I was doing. He confirmed a good report on the transmitted audio. Then came "Break". This was a call from **Gerry GOWHE** in Bulford, Wiltshire. Gerry had joined in so that I could hear the transmitted audio on the IC-706, because he was actually using one!

Because of Gerry's call I can confirm the IC-706 transmitted audio is good quality. Perhaps it's a little on the 'treble' side but it's nevertheless an excellent QRM cutting audio.

We then changed modes to s.s.b. and had a very enjoyable chat. Gerry agreed that it appeared that with the IC-706 you had to employ the preamplifier on v.h.f. to get a decent receive capability. (The fact that Icom have listed all the sensitivity specifications with the preamplifier on seems to support this theory).

Very Low Noise

The preamplifier is a very low noise type and works extremely well on f.m. and s.s.b. But, on h.f. the performance of

Manufacturer's Specifications

General

Antenna Impedance	50Ω
Usable Temperature range	-10° C to +60° C
Frequency stability	Less than ± 7p.p.m. from 1 to 60 minutes after power ON. After that, less than ± 1 p.p.m./hr at 25° C.
Power supply	13.8 v d.c. ± 15%
Current Drain at 13.8V	Transmit = 20A Receive squelched = 1.5A
Dimensions	167 x 58 x 200mm (projections not included)
Weight	2.5 kg

Transmitter

Output Power	1.8-30MHz: SSB, CW, FM, RTTY 5-100W, AM = 2-40W 50MHz: SSB, CW, FM, RTTY = 5-100W, AM = 2-40W 144MHz: SSB, CW, FM, RTTY = 1-10W, AM = 1-4W
Spurious emissions	Better than -50dB
1.8-30MHz:	Better than -60dB
50MHz:	Better than -60dB
144MHz:	Better than -40dB
Carrier suppression	Better than -50dB
Unwanted sideband	600Ω
Microphone impedance	

Receiver

Receive system	Double or triple conversion superhet
Intermediate Frequencies	MODE 1st 2nd 3rd (MHz) (MHz) (kHz)
SSB	69.0115 9.0115
AM	69.010 9.0100
CW/RTTY	69.0106 9.0106
FM	69.0115 9.0115 455
WFM	70.700 10.700
	(pre-amplifier ON)
Sensitivity	
SSB and CW	<0.16μV (for 10dB S/N)
1.8-29.9950MHz	<0.16μV (for 10dB S/N)
50-54MHz	<0.16μV (for 10dB S/N)
144-148MHz	
AM	
0.05-1.8MHz	<13.0μV (for 10dB S/N)
1.8-29.9950MHz	<2.0μV (for 10dB S/N)
50-54MHz	<2.0μV (for 10dB S/N)
144-148MHz	<2.0μV (for 10dB S/N)
FM(N)	
28.0-29.7MHz	<0.5μV (for 12dB SINAD)
50-54MHz	<0.3μV (for 12dB SINAD)
144-148MHz	<0.3μV (for 12dB SINAD)
FM(W)	
76-108MHz	<10.0μV (for 12dB SINAD)
Squelch sensitivity	(pre-amplifier ON) SSB <5.6μV at threshold FM <0.3μV at threshold
Selectivity	SSB and CW: >2.3 kHz @ -6dB, <4.0 kHz @ -60dB AM: >6.0 kHz @ -6dB, <20.0 kHz @ -40dB FM(W): >12.0 kHz @ -6dB, <30.0 kHz @ -50dB FM(N) >8.0 kHz @ -6dB
Spurious and image	Better than -70dB (HF bands only) rejection ratio
Audio output power	>2W at 10% distortion with an 8Ω load
RIT variable ranges	± 1.0 kHz max

The Icom IC706 as fitted in GORSN's car for mobile evaluation.



the IC-706 is so good anyway that I hardly used the preamplifier even when mobile.

On a radio of such a wide specification as the IC-706 there has to be compromise. And I'm sure that Icom have gone the way they did instead of opening it up to all the awful breakthrough from which other wide-band transceivers seem to suffer.

To further discuss the IC-706 Gerry and I made a sked. The following evening we tied up on 145MHz and then went to 3.740MHz. There we had a very enjoyable contact and having to surrender eventually to the QRM and finished the contact back on 145MHz.

Using the attenuator and the i.f. shift I managed to fend off the increasing QRM and QRN on 3.5MHz for some considerable time. The IC-706 coped very well and it was very interesting to be able to review the radio from both ends of the QSO.

Hardest Band

The following day (still operating from the shack) I decided to test the IC-706 on what I consider to be the hardest band...7MHz. If a radio copes on this cluttered busy band then it can cope with most things!

It did extremely well, and the '706 swathed through the hordes to get a very favourable report from **Blaine G14XJA** in Coleraine County Londonderry in Northern Ireland. Later the same day, again on 7MHz, I had a brief but again very favourable report from **Uri RX3ZB** in Staryoskol near Moscow.

I also went onto 50MHz where **Rob G6DUN** and **Gerry G7JEZ** were kind enough to help. Again it seemed that the preamplifier was a 'must' but apart from that, all seemed very well indeed.

I did receive a mobile bracket eventually and enjoyed operating from the car on h.f. and v.h.f. The radio suits mobile operation very well and I found it very easy to operate indeed. I consistently had good reports on the audio both v.h.f. and h.f., f.m. and s.s.b. (Most of the reports were unsolicited).

Perhaps the most interesting mobile QSO I had with the IC-706 was on 7.062MHz with **Chris**, operating **4U0ITU**, the **United Nations** station in Geneva. I heard Chris calling CQ, he was a terrific signal. I returned his call with no response. Perseverance paid off and I got the response of "the G0 station try again" which I did. Still no solid contact, until I put the compressor

Afer seeing a copy of G0RSN's review Dennis Goodwin G4SOT of Icom UK Ltd., sent us the following comments:

Just a few lines in answer to Richard's review of the IC-706.

Icom have been besieged with orders for this exciting new model, since its initial announcement in June this year. However, customers have been very patient waiting, our supplies are just catching up with the many orders we received.

The IC-706 is a mobile transceiver, but I wonder how many are actually used mobile. Like many similar sized models, many of these are purchased and used as a main base station, (probably more than mobile).

Icom could easily supply a mobile bracket, c.w. filter, etc. as standard. The catch being that the retail price would increase to cover the cost. With options, the customer has the choice, why pay for something that you do not want or use?

Like Richard, I was also able to operate the IC-706 easily without the handbook, the sample we received earlier this year did not have one as it had not been printed at the time. Later I discovered the CTCSS encode and 1750Hz tone facility, memory naming, c.w. sidetone frequency adjustment when a handbook was available in English.

The 50MHz output to the h.f. antenna socket is quite simply because the main final p.a. section ranges from 180m to 6m with a separate section for 2m. Already antennas such as the Outbacker (available from Nevada Comms) are available for h.f. and 6m and I would expect more to follow.

Two new products available in the new year to add increased operational features are the IC-FL232 RTTY filter 350Hz bandwidth and the IC-MB-65 multi-position bracket for controller heads used with the IC-706 and IC-2700H.

Dennis Goodwin G4SOT

in. After that I had no problems, having a very pleasant QSO with Chris. So I think that rather tells its own story.

There are many things I liked about the IC-706, and to say that I enjoyed operating it would be an understatement. I found that it coped well as a base station and a mobile radio.

When I go away camping I would want for nothing else if I had an IC-706. You get h.f. 144MHz and 50MHz (all modes) and broadcast radio as well.

Although the IC-706's front is easily detachable, (a good security feature even if you do not go for the separation kit) I would still like to see a slide-in mobile mount for this unit. This is so it can be easily move from shack to vehicle.

I had great hopes for this radio, and some secret fears. I originally

thought Icom may have pushed things too far and were expecting too much from one transceiver. Despite the earlier thoughts, I'm delighted to say that my fears were not realised.

The IC-706 is a lovely radio. It's well made, very well laid out and does its job very well. Speaking as a mobile operator I would be more than happy to own one.

My thanks for the loan of the review model go to Icom (UK) Ltd., Sea Street, Herne Bay, Kent CT6 8LD. Tel: (01227) 743000, FAX: (01227) 741742. The recommended retail price for the IC-706 is £1195 and is available from Icom dealers.

The detachable main control panel on the IC-706 shown demounted. An accessory cable is required to remotely operate the transceiver from the front panel unit (see text).



Are You Ready For CTCSS?

Mike Rowe G8JVE says that if you're not ready for Continuous Tone Coded Squelch System (CTCSS) operation, he's got just the thing for you in the form of a simple CTCSS add-on tone and filter conversion project.

Heading photograph: The prototypes of the add-on CTCSS unit project designed and built by Mike Rowe G8JVE. The audio filter is on the left, and the tone-unit on the right.

Fig. 1b: Diagram illustrating how the add-on CTCSS unit can be incorporated in an existing f.m. transceiver (see text).

Fig. 1a: The oscillator circuitry (see text).

Traditionally, repeater access has been by a 1750kHz tone burst, but now more and more repeaters are following the p.m.r. method of CTCSS access. In effect CTCSS (Continuous Tone Coded Squelch System) is a method of receiving control by means of a low level low frequency tone.

The Electronic Industries Association (the relevant standards body) has defined a series of 38 tones in the sector between 67 and 250.3Hz, although in the UK, only nine are used. The lowest of these is 67Hz and the highest 118.8Hz, each area has allocated its unique tone for use on all repeaters. One tone should therefore suffice.

During transmission, a sub-audible tone is superimposed on the speech information at a very low level (approximately 10% amplitude). This is detected by the repeater and only if the correct tone is present will the speech be passed through to the output.

You'll realise that in the p.m.r. field, CTCSS would allow several users on the same channel. But each one would only be able to hear their own base or mobile.

The simple CTCSS add-on I'm describing does not limit the speech path (ie. no decoder). But it does supply an encode signal and a high pass filter for receive to eliminate the low level hum associated with repeaters using CTCSS.

The encoder consists of a quadrature type resistance/capacitance (r.c.) oscillator providing a sine wave output, tuneable between approximately 50 and 135Hz. The circuit is stable and is tolerant of minor supply variations.

Construction And Installation

Construction and installation of the unit is not difficult. If you make your own board, the p.c.b. should be checked for any errors and the components fitted where shown.

Don't forget the one link under the i.c. on the p.c.b. design I've provided. Make sure that the i.c. and the tantalum capacitors are fitted the correct way round.

Connect a supply of approximately 9V and a frequency counter to the output. Then adjust R1 for the correct tone for your local repeater.

The 200mV output should be connected across the existing deviation control in the host

transmitter. Ideally, it should not be connected to the microphone input as this is usually filtered to pass only the audio frequencies in the range 300-3000Hz.

In the unlikely event of there being insufficient modulation, either decrease the value of R4 or increase the value of R5. (The supply should be switched so that a tone is only transmitted when

required).

The receive amplifier is a simple high pass filter. It's based around a 741 op-amp with a cut off frequency of 100Hz. In effect, the filter allows the speech to be passed, but not the low frequency CTCSS tone.

Setting Up

There is no adjustment needed when setting the unit up. To test, apply a 9V (approximate) supply and connect to an audio source (earphone socket or audio oscillator) and check with an oscilloscope if available that the audio is passed through.

The filter should be connected as shown to a prior point to the volume control should be connected in the host receiver. This may involve either cutting a wire to the volume control. Although in many cases, all that is required is to locate the audio coupling capacitor to the volume control and removing it, fitting the filter in its place.

Once you've built the project, you're ready for CTCSS. And you built it yourself!

PW

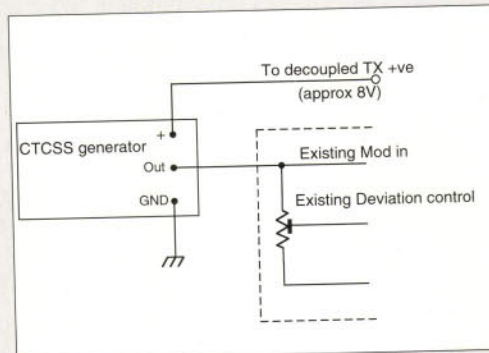

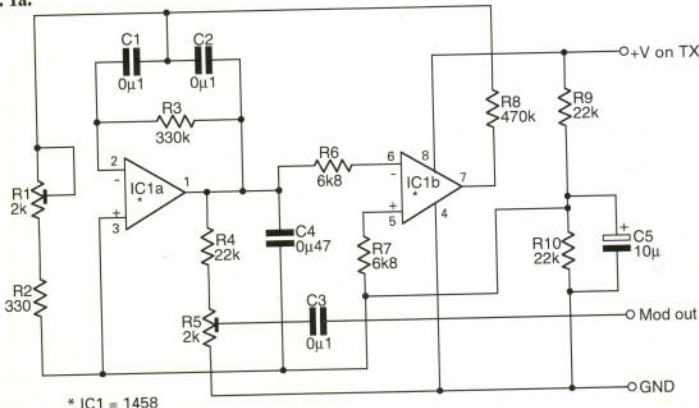


Fig. 1a.



* IC1 = 1458

Fig. 2a.

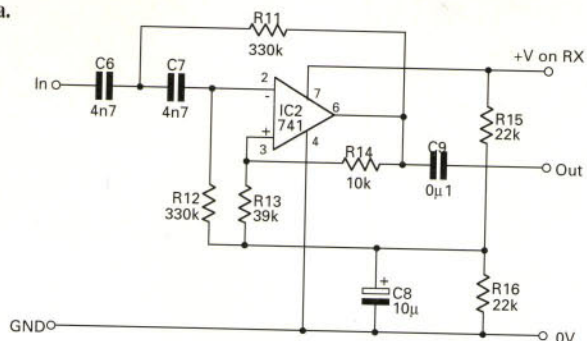


Fig. 2a: The filter circuit (see text).

Shopping List

Resistors

Metal Film 0.6W 5%

330Ω	1	R2
6.8kΩ	2	R6, 7
10kΩ	1	R14
22kΩ	5	R4, 9, 10, 15, 16
39kΩ	1	R13
330kΩ	3	R3, 11, 12
470kΩ	1	R9

Miniature rotary horizontal mount

2kΩ 1 R5

Cermet (18t) horizontal mount.

2kΩ 1 R1

Capacitors

Polyester film (miniature)

4.7nF C6, 7

0.1μF C1, 2, 3, 9

Tantalum bead (16V working)

10μF 2 C5, 8

Semiconductors

1458	1	IC1 (or any pin compatible dual op-amp)
741	1	IC2 (or any pin compatible single op-amp)

Miscellaneous

Hook-up wire to suit the transceiver, insulating tape to cover the two boards.

Fig. 2b.

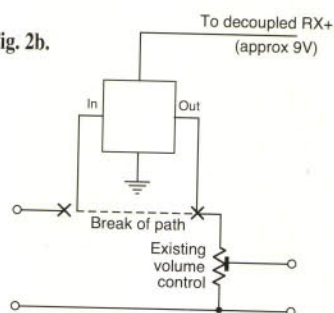


Fig. 2b: Diagram illustrating how the filter unit can be inserted in the audio pathway of an existing transceiver (see text).

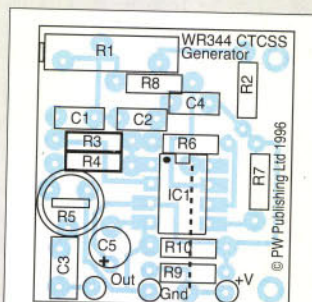


Fig. 3: The oscillator p.c.b. track design and associated component overlay.

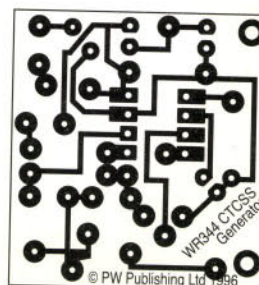
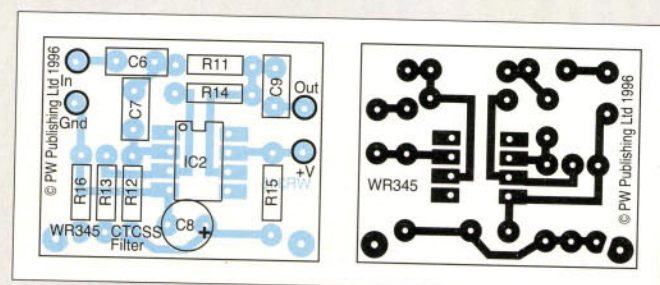


Fig 4: The filter p.c.b. track design and associated component overlay.



NEWS 1996

Compiled by Donna Vincent G7TZB

Valve & Vintage At Pickett's Lock

RadioSport, promoters of the London Amateur Radio & Computer Show, have announced that this year's show on March 9 and 10, will have one complete hall set aside for valved and vintage equipment. The hall, dedicated to the technology of yesteryear is to be known as the Vintage Sound & Vision Fair.

The new exhibition will include radio, TV, hi-fi, electronic, telecommunication, mechanical equipment and

memorabilia. Along with seeing vintage wooden and Bakelite-cased wireless receivers, the many PW readers who revel in nostalgia will have the opportunity to meet specialists dealing in rare spare parts and hard-to-get valves for domestic and military equipment.

RadioSport also announce that the entry price to Pickett's Lock remains the same as 1995. Valve & Vintage enthusiasts can also wallow in nostalgia for free as one ticket will cover admission to both events.

Further information from **Steve White** of **RadioSport**. Tel: 0181-882 5125.

Morse Course

A Morse code course commences on January 12 1996 at Newbury College in preparation for the RSGB 12w.p.m. test. The course will run on Friday evenings from 6 - 7.30pm. More information can be

obtained by telephoning (01635) 37000/35353 and quoting course 99208B or direct from **Ray Oliver** G3NDS on (01672) 870892.

Satellite Donation

At the Annual General Meeting of the Radio Society of Great Britain (RSGB) held on December 2 1995 a cheque for £25,000 was presented to **Ron Broadbent** G3AAJ by the RSGB President **Clive Trotman** GW4YKL for the AMSAT Phase3d satellite project. It was also announced that the

RSGB's Council has agreed to make a further donation of £25,000 providing that AMSAT-UK raises a similar amount from other sources.



Selective Tuning From Howes

Daventry based **C.M. Howes Communications** have just added the CTU9 antenna tuning unit (a.t.u.) and ASU8 antenna selector to their range of kits.


The CTU9 is a 'T' match design a.t.u. with two tuning capacitors and eight switched inductance ranges which cover 500kHz to 30MHz. It also features a bypass switch, balun transformer and additional terminal posts for the connection of balanced and unbalanced wire antennas. The CTU9 is available as a kit complete with case with printed and punched panels and all the necessary parts. The price for the kit is £39.90 or £69.90 for a ready built unit.

The new ASU8 antenna

selector enables a shortwave receiver's input to be switched between three antennas using a rotary switch. It also has a switched attenuator with 0-25dB attenuation selected in 5dB steps, which has been designed to give more control over signal levels compared with the standard 20dB attenuator offered by many general coverage receivers. Styled to compliment the CTU8 and CTU9 a.t.u.s the ASU8 comes complete with case, printed and punched panels and is available for £27.90 as a kit or £49.50 ready built.

Both the CTU9 and the ASU8 are available from **C.M. Howes**

Communications, Eydon, Daventry,



Northants NN11 3PT. Tel: (01327) 60178 and please remember to add £4 P&P to your order.

Transmitting Tube

Svetlana Electron Devices Inc., who are based in the USA have introduced the 572B a high power triode valve (tube) designed for use in class AB, class B, class C r.f. and audio amplifiers. The Svetlana 572B can be used as direct drop-in replacement in equipment using the 811A.

The new Svetlana power valve features a massive graphite anode for high peak overload capability and high average plate dissipation of 160W. It also has a low-loss white ceramic base together with a bonded white ceramic anode (plate) cap thermal insulator for high power r.f.

transmitting valve capability.

Svetlana say that the temperature initiated 'getter' material which is embedded in the surface of the graphite anode, gives superior gas absorption and is more effective than flash 'getters' silvered on the glass envelopes of valves made with receiving valve techniques. There is also a matching ceramic socket, the SK4A and anode cap, the PC1A available.

Free technical data on the 572B together with a full list of Svetlana tubes is available from either **Svetlana Electron Devices Inc., Headquarters, 8200 South Memorial Parkway, Huntsville, AL 35802, USA. Tel: 00 205 882 1344, FAX: 00 205 880 8077** or Svetlana

Electron Devices Inc., Marketing & Engineering, 300 Alpine Road, Portola Valley, CA 94028, USA. Tel: 00 415 233 0429, FAX: 00 415 233 0439.



New From Procom

Procom are a Danish company who are known for their involvement with the communications field in both the professional and amateur sense and especially for their manufacture of antennas, duplexers and filters. They have just released news of two new products which are available in the UK from **Communication Technical Services Ltd.**

Firstly the DANMIKE DSP-NIR is a Digital Signal Processing Noise and Interference Reduction unit which is microprocessor controlled and has been designed to improve short wave reception and remove noise. Features include s.s.b., c.w., p.b.t., Packet, SSTV, RTTY, notch and peak filters, automatic multi-tone notch, a.g.c., passband tuning and an integrated i.f. amplifier with 3.2W @ 4Ω. The price of the DSP-NIR is £260.

Secondly, the MCW-3000 is a microwave watt meter which covers a frequency range of 10MHz to 18GHz when used with the PRO-18G probe, supplied as standard or up to 50GHz when used with an optional probe. It is described as being extremely broadbanded with a dynamic range of 70dB and hypersensitive as it is capable of measuring down to

minus 50dBm (10 nanowatts). Powered from a 9-12V d.c. power supply the MCW-3000 is applicable for most diode probe types and costs £665.

For more information on the DSP-NIR or the MCW-3000 you should contact **Communication Technical Services Ltd., Unit 15, The Gatwick Metro Centre, Balcombe Road, Horley, Surrey RH6 9GA. Tel: (01293) 822602 or FAX: (01293) 822612.**



FaxBak Service

Martin Lynch & Son, The Amateur Radio Exchange Centre, have recently introduced a new 'interactive' service known as Faxbak. The Faxbak system allows the caller to have his number re-dialled in the UK (overseas callers have to stay on the line) and request (using the telephone's keypad) any amateur radio equipment brochure.

For example if you require a brochure on the FT-990, once connected to the FaxBak system you would dial '990' and the brochure would then be faxed to you by return. Martin is also able to offer

equipment reviews, a used equipment list, his newsletter and many other things via FaxBak.

Why not call the Martin Lynch & Son FaxBak service today? Just dial **0181-5660 007** (note the last three digits!) and follow the voice prompts given by Martin.



New Council Elected

Following the **International Short Wave League's (ISWL)** biannual Council Elections, with effect from January 1 1996 the ISWL council is:

President

Mrs Evelyn May G0OZI/G-17197

Honorary Secretary

Mrs Maggie Carrington G0WDM/G-20542

Honorary Treasurer

Mr David Beale G0DBX/G-10618

Editor-in-Chief

Mr Ray Miller G8JGH/G-12537

The most significant change to this year's council is the election of **Maggie Carrington G0WDM** to the position of Honorary Secretary. This means that the address of the ISWL Headquarters has changed to **3 Bromyard Drive, Chellaston, Derby DE73 1PF** and all correspondence should now be addressed as such.

QSL Bureau Manager

Mr Tony Gale G7NUR/G-13287

Publicity Officer

Mr Chris Carrington G0IYZ/G-20365

Council Members

Mr Herbert Yeldham G6XOU/G-20006

Mr Peter Rayer G-13038

Mr Bill Mackie GM4AIE/GM-9137

Silent Key - G2VF

Long time PW advertiser

F. G. 'Bob' Rylands

G2VF passed away on November 9 1995. Bob, first licensed in 1935, was well known in Southampton area and although he was 82, still

kept busy producing the antenna loop project designs and kits which he advertised in *PW* for many years.

The Editorial team extend their sympathies to Bob's widow Dorian and family.


Rob Mannion G3XFD.

Picture Cards

The three QSL cards pictured here are just a small sample of the cards which are available from **Jean-Michel Gueugnot F1IXQ** of Magic Work in France. Jean-Michel's cards are already successful in France and he feels they would also appeal to the keen DXer elsewhere in Europe.

The price of F1IXQ's cards are 1500 French Francs for 1500 cards or 2750 Francs for 3000 cards (including postage). Special prices are available for producing DXpedition and Special Event Station cards.

If you would like samples of the various card designs which are available, you are invited to send an s.a.e. to **Magic Work, 11 Avenue Léonard De Vinci, Pat la Pardieu, 6300 Clermont-Ferrand, France.** Tel: (33) 7328 9100/9200 or FAX: (33) 7328 9110.



Illuminating Display

On Friday November 3 1995 **Waters & Stanton Electronics** played host to representatives from the three major amateur radio manufacturers in the UK. This was to mark the opening of their refitted and enlarged radio department.

As the photograph shows (L - R) **David Wilkins G5HY** from Kenwood, **Dennis Goodwin G4SOT** from Icom and **Barry Cooper G4RKO**

from Yaesu attended the event to view the new purpose-made illuminated display cabinets which have been installed. Also shown in the photo is **Mark Francis G0GBY** who co-ordinated the refit. The new display houses the full range of amateur radio equipment from Kenwood, Icom, Yaesu and also the Alinco display which is thought to be unique in the UK.



Simple Transistor Checker



By John Thornton Lawrence GW3JGA

**John Thornton
Lawrence GW3JGA**
shows you how to
build a useful piece of
test gear.

Basically, transistors come in two types, *npn* and *pnp*. Each has three connections, emitter, base and collector. A small current applied to the base-emitter connection produces an amplified current from the emitter to the collector.

The current amplification, (the ratio of the collector current to the base current) is called the 'beta' or gain of the transistor. For small transistors, the gain may be around 50-500.

In circuits which use an *npn* transistor, the collector is taken to a positive supply and for a *pnp* type, the collector is taken to a negative supply. In my transistor tester, a meter is connected in the collector circuit and a small known current is fed to the base.

The meter then indicates the gain (beta) of the transistor. Two ranges are provided, 0-100 and 0-500. An *npn-pnp* switch provides a positive voltage for *npn* transistors and reverses it for *pnp* types.

An insulation check switch is provided to increase the sensitivity of the meter in the collector circuit from 2 to 0.25mA to check for leakage current. The circuit is shown in Fig. 1.

The transistor tester is built on the inside of the lid of a small plastic case using point-to-point wiring. No circuit board is used.

Marking Out

Marking out information is given in Fig. 2. The reference point is the right hand end of the lid when held horizontally. Other dimensions are from a centre line along the lid.

A small electric drill may be used to drill 1.5mm diameter pilot holes. But use a hand drill to enlarge the holes to the required size.

An electric drill is usually too fast and unless the lid is securely clamped down, it may be drawn up the drill as the tip breaks through (from first hand experience). The



following drills are required:

1.5mm for drilling pilot holes and for the transistor socket 2.5mm for the switch washer locating pegs 6.35mm (1/4in) for the toggle switches and for starting the meter hole.

For the meter cut-out, first drill two or three 1/4in holes within the 18 x 18mm marked area and then use a file to join up the holes, then keep filing carefully until the hole is the correct size to take the body of the meter.

Label Lettering

When all the holes are drilled, label the control position using rub-down lettering. The lettering must then be fixed using a spray lacquer or by carefully painting over the letters using a small brush and thin clear lacquer.

Warning: some lacquers may dissolve the lettering, so do a test first. You must do the lettering **before** you fit the switches as it's almost impossible to do a neat job after the switches have been fitted.

Check which type of switch goes where on the lid. The switches come with two nuts, a washer with a location peg and a shakeproof washer. Remove one nut and the two washers.

Screw the remaining nut down as far as it will go. Fit the shakeproof washer.

Insert the switch into the correct hole from the back of the lid. Now fit the washer with the location peg on the front of the switch and rotate the switch until the peg drops into the location hole. Fit the remaining nut and tighten.

Repeat for all switches. Check that

they are in the correct position before wiring.

When fitting the transistor socket in place you can use instant adhesive. Make sure that the socket is fully seated against the lid.

Instant adhesive can also be used for fitting the meter. But just in case you need to remove it at some time, I suggest that you use double-sided sticky tape between the back of the meter and the panel.

Wiring Diagram

The wiring diagram is shown in Fig. 3. Check off each wire and component on the diagram as you fit it. Start by putting in the wires followed by the resistors.

Where there are two wires or components going to the same tag, only solder when both are in position. It's easy to poke both wires through the tag and they will usually hold themselves in position while you solder. Check and (double check) each item against the diagram before soldering.

If everything appears to be correct, fit the battery and using a known good *npn* transistor and a known good *pnp* transistor, check that the tester is functional. Stick the battery to the bottom of the box with double-sided sticky tape, and fit the lid and secure in position.

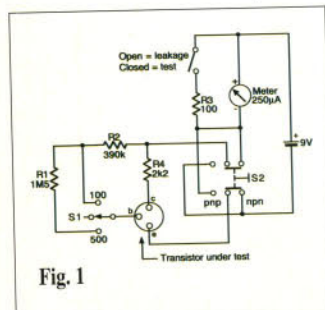
Congratulations! You now have a useful piece of test gear.

Using The Tester

Cont. on p.30

Heading Photo: The finished prototype showing clearly the various lid markings.

Fig. 1: Circuit diagram of GW3JGA's transistor tester.



FREE BOOK



Join the Radio Society of Great Britain by Direct Debit and we will give you a **FREE** book!*

Just look at at what you get from your membership:

- Radio Communication every month
- Use of the QSL Bureau
- Technical Information
- Planning Advice
- EMC Problem-solving
- Discount on books
- Access to RSGB Library and Museum
- Use of the HQ GB3RS Station

AND

A free RSGB book voucher to the value of £5 just by taking out a Direct Debit subscription.

* This offer only applies to those taking out a Direct Debit subscription. Send completed forms including the Direct Debit mandate to the address below and we will send you a book voucher to the value of £5.

Send for a form TODAY from:



RSGB (Dept PW395)
Lambda House, Cranborne Road,
Potters Bar, Herts EN6 3JE

WINTER 1995/6 CATALOGUE



The new winter '95/96 edition has 280 pages packed with over 4000 products.

- ▶ New editions to our computer section further extending our range of PC components and accessories at unbeatable prices
- ▶ Free competition with a chance of winning a Hameg 30MHz oscilloscope
- ▶ 100's of new products including: Books, Component Packs, Connectors, Switches, Test Equipment and Tools.
- ▶ New range of oscilloscopes from Hameg and extended range of mobile phone batteries and accessories
- ▶ Latest PIC Microcontroller IC's and programmer
- ▶ New 70cms mobile transceiver for the novice radio amateur enthusiast
- ▶ 280 pages, 26 sections and over 4000 products from some of the worlds finest suppliers
- ▶ Available at most newsagents or direct from Cirkit
- ▶ Out 26th October 1995
- ▶ **Send for your copy today!**

£1.95
+ 30p p&p

Cirkit



Cirkit Distribution Ltd

Park Lane · Broxbourne · Hertfordshire · EN10 7NQ
 Telephone: 01992 448899 · Fax: 01992 471314

simple as building it. Just follow this routine:

- 1 Set the *npn-pnp* switch to suit the transistor to be tested.
- 2 Insert the transistor in the socket correctly and check that there is no reading on the meter. If there is, it may be the wrong type for the *npn/pnp* switch setting, incorrectly

inserted in the socket or faulty.

- 3 Press the 100-500 switch to 500 and note the meter reading, 5 represents a gain of 500. If the reading is less than 1 (the gain is less than 100) press the switch to 100 and note the meter reading, 5 now represents a gain of 100.
- 4 Leave the 100-500 switch in the centre 'off' position

and press the *ins* switch to check for leakage current. A reading of 5 represent 0.25mA. For silicon transistors, the leakage current is negligible. For germanium transistors, some small leakage current may be detected. A high leakage current would indicate a faulty transistor.

PW

Fig. 2

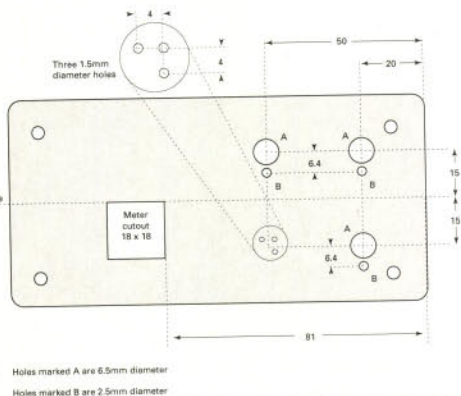


Fig. 2: Marking and drilling information.

Fig. 3

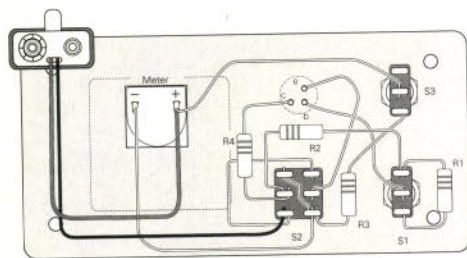


Fig. 3: Wiring layout.

Shopping List

Maplin Order Code

Resistors

R1	Resistor Metal Film 0.6W 1M5	M1M5
R2	Resistor Metal Film 0.6W 390	KM390K
R3	Resistor Metal Film 0.6W 100R	M100R
R4	Resistor Metal Film 0.6W 2k2	M2K2

Switches

S1	SP.DT Min. Tog. Switch biased centre off	FH03D
S2	DP.DT Min. Tog Switch	FH04E
S3	SP. CO Min. Tog switch biased to one side	FF70M

Miscellaneous

1	Meter 250uA 675Ω 40x040x29	LB80B
1	Socket for transistor	WR31J
1	Case 129.5 x 64.5 x 42.5	YU53H
1	Battery connectorH	F28F

Overall cost approximately £12

1996

January 20: Computer Fair's (Northern) computer/rally fair and game's fair is to be held at the G. H. Carnall Leisure Centre, Lostock Road, Davyhulme, immediately at J4 off the M63 motorway. Doors open 10am to 3pm. The show is open to traders of both computer and radio backgrounds alike. There is easy access for disabled visitors and a massive free car park, cafe and bar. Admission is £1.50 for adults, first 400 + free £2.25 mag or CD. 0161-627 2502.

January 21: Oldham ARC Mobile Rally is being held at Queen Elizabeth Hall, Civic Centre, West Street, Oldham, Lancs. Doors open at 11am (10.30am for disabled visitors). Event features the usual traders and a Bring & Buy stall. Morse tests available on demand. Talk-in on S22 via GB4ORC, commencing at 7.30am. Mobile contact prize, up to 2pm. Refreshments and free parking will be available. More details can be obtained by telephoning (01706) 846143 or 0161-652 4164.

February 4: The 11th South Essex Amateur Radio Society Radio Rally is to be held at the Paddocks, Long Road, Canvey Island, Essex. The paddocks is situated at the end of the A130. Doors open at 10.30am - features: amateur radio, computer and electronic component exhibitors, Bring & Buy, RSGB Morse testing on demand (two passport photos required), home-made refreshments, free car parking with space outside main doors for disabled visitors. Admission is £1. Further details from David G4UVJ on (01268) 697978.

February 11: The Northern Cross Rally is to be held at a new and better venue, the Thornes Park Athletics Stadium, Wakefield, just out of town on the Horbury Road. Easy access from M1 junc. 39 & 40 - well signposted and with a talk-in on 2m and 70cm. Doors open at 11am (10.30am for disabled visitors and Bring & Buy). Details from Dave G0FLX on 0113-238 3622.

February 17: Computer Fair's (Northern) computer/rally fair and games fair is to be held at the G. H. Carnall Leisure Centre, Lostock Road, Davyhulme, Manchester, immediately at J4 off the M63 motorway. Doors open 10am to 3pm. The show is open to traders of both computer and radio backgrounds alike. There is easy access for disabled visitors and a massive free car park, cafe and bar. Admission is £1.50 for adults, first 400 + free £2.25 mag or CD. 0161-627 2502.

February 24: The Rainham Radio Rally is to be held at the Rainham School for Girls, Derwent Way, Rainham, Gillingham, Kent. Talk-in on S22 by GB4RRR. Doors open at 10am to

RADIO

Compiled by Zoe Shortland

3.30pm. Disabled and wheelchair users from 9.30am. Admission is only £1.50, under 14s, free. There will be the usual mix of trade stands, Bring & Buy, many special interest groups, etc. There's plenty of off road parking, a licensed bar, food and refreshments available with an area to sit and eat and watch the world go by. Further details from Martin G7JBO on (01634) 365980.

February 25: The Barry Amateur Radio Society are holding their annual Radio and Computer Rally at the Barry Leisure Centre, Barry. Doors open at 10.30am (10am for disabled visitors). More information can be obtained from Brian Brown GW0PUP on (01222) 832253.

March 2: The Aberystwyth & DARS West Wales Amateur Radio & Computer Rally. Details from Katy GW0SFO on (01545) 580675.

***March 9/10:** The London Amateur Radio & Computer Show is to be held at the Lee Valley Leisure Centre, Picketts Lock Lane, Edmonton, London N9. Doors open 10am to 5pm each day. There will be trade shows, lectures, a Bring & Buy, on-demand Morse tests (two photos needed), talk-in on 2m and 70cm, disabled facilities, priority admission for disabled visitors, bars, restaurants and ample free parking. Steve White G3ZYW on 0181-882 5125.

March 10: Wythall Radio Club will be holding their annual radio rally at Wythall Park, Silver Street, Wythall (near Birmingham) on the A435, two miles from junction 3 on the M42). Doors open 10.30am to 4pm. There will be all the usual traders in three halls and a marquee. Bar and refreshment facilities will be available. In addition there will be a Bring & Buy stall run by the club. Talk-in on S22. Admission only £1. Chris G0EYO on 0121-430 7267.

March 17: The largest single day amateur radio rally in the UK - the Norbreck Radio, Electronics and Computing Exhibition by the Northern Amateur Radio Societies Association at the Norbreck Castle Hotel Exhibition Centre, Queens Promenade, North Shore, Blackpool. Doors open at 11am (10.45am for

disabled visitors). Over 100 trade stands, Bring & Buy stand, RSGB stand and book stall, club stands, amateur computer stands, construction competition, free car parking, free shuttle bus from car park, wheelchair access to all stands, radio talk-in on S22. Admission is £2, OAPs £1 and under 14s free. More information obtained from Peter Denton G6CGF on 0151-630 5790.

March 24: Bournemouth Radio Society's 9th Annual Sale will be held at Kinson Community Centre, Pelhams Park, Millhams Road, Kinson, Bournemouth. Doors open at 10.30am until 4.30pm. Talk-in from G1BRS on 2m S22. Amateur radio, computer traders, clubs and specialised groups. Excellent refreshments. Admission £1. Details from Malcolm G0UCX, QTHR on (01252) 845900.

March 24: Pontefract & District Amateur Radio Society Annual Radio Rally & Components Fair. Details from Colin Wilkinson G0NQE on (01977) 677006.

April 14: Bury Radio Society Annual Rally will be held at the Castle Leisure Centre, Bolton St., Bury. Doors open at 11am and 10.30am for disabled visitors. The Bring & Buy will be run by members of the Rochdale ARS. Refreshments and a licensed bar will be available. Facilities for the disabled. The Leisure Centre is next to East Lancs Railway (steam preservation line), so why not bring all the family and have an enjoyable day out. Laurence G4KLT on 0161-762 9308.

April 14: Lincolnshire AMS 96 - Computer & Electronics Show, Springfields Exhibition Centre, Springfields Gardens, Camelgate, Spalding, Lincolnshire. Admission price includes free entry to 25 acre show gardens. Sharward Promotions, Upland Centre, 2 Upland Road, Ipswich, Suffolk IP4 5BT. Tel: (01473) 272002.

April 14: The Launceston 10th Amateur Radio Rally is being held at the Launceston College. There will be well-known traders, Bring & Buy, Morse test on demand (bring two passport photos) and hot snacks. Talk-in on S22. Ample parking. Roy G0IKC on (01409) 221624 or Paul G0UFV on (01566) 776108.

If you're travelling a long distance to a rally, it could be worth phoning the contact number to check all is well, before setting off.

The Editorial staff of PW cannot be held responsible for information on Rallies, as this is supplied by the organisers and is published in good faith as a service to readers.

If you have any queries about a particular event, please contact the organisers direct.

* Practical Wireless & SWM in attendance


Editor

Farewell to Ferranti



Ian Poole G3YWX acknowledges a famous name in electrical, electronic and radio engineering as another era in British technological history ended with the closure of Ferranti.

Heading Photo: A great name did business from here. Some of the dissused Ferranti offices in Bracknell, Berkshire.



Ferranti, one of Britain's oldest and most innovative electronic companies took its final bow at the end of 1993. The receivers were called in at the end of a struggle lasting several years which started after Ferranti took over a company called ISC and a massive fraud was discovered. This was a sad end for a company which was formed over a 100 years ago.

Since its founding, Ferranti had been at the leading edge of technology in areas as wide as electrical machines and power distribution, radio, computers and semiconductor manufacture. In fact, during its life, Ferranti made a wide range of contributions to technology of which it could be justifiable proud.

Founding Ferranti

Sebastian Ziani de Ferranti was the founder of the firm named after him. He formed the company in London in 1882, when he was just 17 years old.

Ferranti was a great innovator and he turned his talents towards the new and growing electrical industry. It didn't take long for Ferranti to start making alternators of his own design. This was very successful and enabled him to make a significant impression in this particular field.

In the 1880s many developments were taking place in the distribution of electrical power. Initially, many people favoured d.c. supplies. However, Ferranti had other ideas of his own, as direct current (d.c.) supplies had many drawbacks which could not easily be overcome.

The d.c. supplies could not be transformed from one voltage to another and the whole distribution network had to run on the same voltage. This meant that close to the generator, extremely large currents would arise and even small levels of resistance in the wires would introduce significant losses.

Alternating Current

Ferranti saw the advantages of using alternating current (a.c.) By using a high voltage a.c. generator and distribution system, the currents

would be much smaller and resistive losses would be reduced.

A transformer close to the point of use could reduce the voltage to the values needed for its use. By following these ideas Ferranti effectively fashioned the power distribution system we use today.

One of Ferranti's first major successes was achieved in 1885 when he was appointed to refit a small power station at the Grosvenor Gallery in London. He successfully completed the job and with the experience he gained here, he proposed a scheme for building the largest electrical system of the time.

In his scheme, Ferranti outlined the generating station at Deptford, where land was cheap and there was easy access from the river for coal. Power from the station at a voltage of 10kV would be routed to the Grosvenor Gallery where there would be a transformer sub-station. The plan was that the system would supply enough power for approximately 1,000,000 light bulbs.

Beset With Problems

Like many revolutionary design ideas, the project was beset with problems. The Grosvenor Gallery sub-station burned down and the original alternators were never finished, being replaced with several smaller ones. In addition to this, the project was almost a financial disaster, and only started to supply power in 1891.

Nevertheless, Ferranti's project was a major technical achievement which was years ahead of its time. Over 25 years later, there were still only two other power stations in operation in Britain, which equalled the size of Deptford.

Radio Field

The Ferranti company did not enter the radio field until the 1920s. However, about this time it was a natural development for them. Their experience in the manufacture of transformers was invaluable in the development of mains and inter-stage coupling transformers in radios.

Initially, the company just manufactured components. But even here they did not restrict themselves to transformer manufacture as they also made capacitors (condensers) and loudspeakers as well as a variety of other components.

In the mid 1930s, they even started to manufacture valves. Some of these were of their own design, while others were Ferranti versions of existing British or American types.

In 1929, Ferranti decided to manufacture complete radios and a year later their first set was seen on the market. This was a four valve tuned radio frequency (t.r.f.) set. At this time, t.r.f. receivers were still very popular.

Using less valves than a superhet, the t.r.f. designs were much cheaper. But they still gave sufficient selectivity as there were comparatively few stations broadcasting.

A year later, the company launched two new radios. The first was another t.r.f., but seeing the increase in the number of broadcast stations, Ferranti launched a superhet. And for its time, this set was a very advanced design, having six valves plus a rectifier in the line-up.

Business Booming

With its radio business booming,

Ferranti set-up a new factory in 1935. It was located at Moston outside Manchester, and all the manufacture was undertaken there.

The sets were also designed at the Manchester site. This was carried out under the leadership of their chief engineer who went by the memorable name of Albert Hall!

The expertise which Ferranti gained in designing radio sets meant that the company could make a valuable contribution to the war effort between 1939 and 1945. As a result, the company was soon producing radios and also equipment for the new radar systems, which were just beginning to be employed.

Friend Or Foe?

Amongst the other equipment the company made during the Second World War was a system called IFF (Identification Friend or Foe?). For this system a ground station transmitted a pulsed signal which was picked up by the aircraft and a series of coded pulses transmitted back to the ground.

If the correct pulsed IFF 'reply' was received, then the aircraft would be British. Otherwise it could be assumed to be an enemy.

In one of the Ferranti transmitters used in the IFF system, a pair of 807s were used. They generated peak powers of about 1kW, proving again how robust these valves were!

Resumed Production

After the Second World War, Ferranti resumed its production of domestic radio sets. And in line with its innovative approach to radio design, many new types of set started to be produced. These included car radios and later some television sets.

By the late 1950s, Ferranti had developed its main core businesses in other directions and domestic radio production did not fall in line with the main thrust of the company's business. As a result, the radio business was sold to E. K. Cole Ltd., who produced radios under the Ekco name. For a while Ekco sold radios under the Ferranti label until they themselves were taken over by Pye.

Military Market

During the Second World War, Ferranti entered the military electronics market. Having achieved a considerable amount of success here, Ferranti devoted many of its efforts towards manufacturing equipment for the defence market.

The company built up a radar business of considerable renown, becoming a world leader in the field.

One of its early successes was the 'Bloodhound' guided missile programme which was a joint venture with the Bristol Aeroplane Company.

The Computer

Surprisingly, Ferranti also entered the computer market. They started work in this field as early as 1946 and soon became a world leader. As proof of this, in 1960 Sebastian de Ferranti (a descendant of the founder) proudly announced that over 200 of his company's computers were in use world-wide.

Ferranti's announcement marked a significant achievement as very few computers were in use at this time. Unfortunately, the lack of Government support slowed its growth very considerably allowing IBM, which was receiving assistance from the American Government, to overtake it. Nevertheless, some of its offshoots formed the foundations of what is ICL today.

Ferranti also entered the semiconductor market, and in typical fashion they were well up with the front runners. In the late 1950s, they were well ahead with the development of commercially viable f.e.t.s.

Then after the first i.c.s had been made in the USA, Ferranti was one of the first in the UK to start manufacturing them. Later on, they were one of the very few companies outside the USA and Japan to design and manufacture their own microprocessor.

Radio Chip

However, most radio amateurs will remember Ferranti Semiconductors for their ZTX range of transistors and their ZN414 radio on a chip i.c. This elegant little device contained ten transistors and with a few external components, it made a high performance t.r.f. radio suitable for a.m. reception.

Using it, excellent audio quality could be obtained from the ZN414 and the operating current was very low. (And as the ZN414 is still available...it can still do the same for you!).

Continued To Grow

Ferranti continued to grow, through the 1960s, 70s and 80s. However, in 1987, the company took a step which was to bring its downfall some years later.

In wanting to grow and enter new markets, they took over an American firm called International Signal & Control for £400m. Only in 1990 was it

discovered that massive frauds had left ISC with debts of millions of dollars. Six months earlier the ISC boss, James Guerin left the firm before the losses were discovered.

Ferranti tried valiantly to stay afloat. They sold off some of their businesses to make up the shortfall. However, they were left too small and insecure to be awarded any of the major contracts they needed to remain in business.

Major Trouble

By late 1993 it was obvious that Ferranti was in major trouble. An offer came from GEC for 1p per share, but after careful consideration of their situation, GEC decided not to proceed.

The only option left to Ferranti management was to call in the receiver. This was a tragic end for a company which gave so much to British electrical and electronic technology.

So, when you look at a vintage Ferranti interstage valve transformer and use one of the Ferranti designer ZN414s...you too can pay tribute. You can appreciate a once great British company that now lives on in name only.

PW



Ferranti might have gone, but they left a lasting legacy behind, including this table model radio produced in 1953.



Hurry.....The Dayton Ham Vention Flight '96 Calling At New York & Dayton is Boarding At Gate PW

**Come & Fly With Us On The
Practical Wireless HamVention
Holiday May 13-21 1996.
Don't Miss The Flight....We're
looking Forward To Your
Company!**

The PW Dayton HamVention holidays have established themselves on the amateur radio travel calendar. In 1996 you can join us on a two-centre trip and have the option to extend the holiday and 'Flexi-Fly' wherever you wish in the USA. And like the passengers who travel aboard the Cunard Line's *Queen Elizabeth II*, you too can enjoy the sights of New York!

Following many years of Ohio's late April variable weather, the organisers have moved the Dayton HamVention date to mid-May when it should be warmer and drier! Unfortunately, the

change brings the return airline flights into the summer season, with the inevitable increase in cost. To get over the increased flight and accommodation costs our professional tour organisers - Gullivers Groups & Incentives Ltd. - have come up with an interesting two-centre package based on New York and Dayton.

London To New York

The 1996 PW HamVention Holiday departs from London (Gatwick) on **May 13**, when we'll fly direct to New York with Continental Airlines. On arrival, the party will be transferred by bus to the Edison Hotel in Manhattan for a three night stay.

Following the opportunities to explore and enjoy the sights of New York, the party will fly to Dayton on Thursday where we'll be staying in the Englewood Holiday Inn for four nights. The Holiday Inn has a good sized indoor heated swimming pool, a bar and restaurant, and there are a good selection of reasonably priced 'diners' nearby, together

with the excellent 24-hour opening Meijer's department store only a short walk away.

The HamVention opens Friday lunchtime ('Flea' market open from 6am) and runs until Sunday afternoon and there's plenty of good shopping in the nearby shopping malls (public transport is frequent and is good value in Dayton). The HamVention bus service departs from the Hotel car park and although a small charge was made in 1995, we understand that the service will be free this year (subject to confirmation).

The party then departs from Dayton on the Monday lunchtime **May 20**. We then fly on to New York to join our connecting flight, arriving in London (Gatwick) on Tuesday morning **May 21**.

You can join the 1996 HamVention Holiday for **£785*** per person. The £785* cost is based on two people sharing a twin-bedded room but single rooms are available for a supplement.


The price includes: economy class flights London to New York,

New York to Dayton and return to UK. Also included are three nights accommodation in New York, four nights in Dayton, return airport/Hotel transfers, entrance fees to HamVention, UK and US Airport taxes, US State and City Taxes and VAT.

Extend Your Holiday

You also have the option to extend your stay in the USA after the HamVention by either 'going it alone' or by taking advantage of a special Air Pass available from Gullivers, which allows you to Flexi-Fly anywhere within the USA. For example, a £160 Air Pass would provide you with three additional flights to **anywhere** in the USA. Further details on this and other options are available on request.

*** Prices correct at time of going to press and may be subject to change due to currency fluctuations.**



Cunard Line's RMS *Queen Elizabeth II* in New York with Manhattan and the twin towers of the United Nations Building in the background.

(Photograph courtesy of Cunard)




Queen Elizabeth II passing Liberty Island, complete with its famous occupant! A gift from the French people to America, the statue is of copper sheet on a metal frame. It was first erected in France and sent to the USA as a giant 'Jigsaw Puzzle'. You can join the PW party and take an optional trip to the statue in 1996, during the HamVention Holiday two-centre holiday. If you've got the energy and determination you could admire the view from the statue's head or (if you're really keen) make your way up the steep staircase to the observation balcony under her torch!

(Photograph courtesy of Cunard)

To receive your information pack and obtain other details, telephone Donna Vincent G7TZB at the Practical Wireless Editorial offices on (01202) 659910. Alternatively, write to Donna, marking your letter: 'Dayton HamVention '96' providing your name, address (and if possible) a daytime telephone number.

Hurry! Places on the HamVention Holiday are limited...so send for your information pack today. Don't miss the flight to the holiday of the year with PW!





1996

Wire

Public Holidays are shown with ★

	Sun	Mon	Tues	Wed	Thur	Fri	Sat	Sun	Mon	Tues	Wed	Thur	Fri	Sat	Sun	Mon
January		1★	2★	3	4	5	6	7	8	9	10	11	12	13	14	15
February					1	2	3	4	5	6	7	8	9	10	11	12
March						1	2	3	4	5	6	7	8	9	10	11
April		1	2	3	4	5	6	7	8	9	10	11	12	13	14	15
May				1	2	3★	4	5	6★	7	8	9	10	11	12	13
June							1	2	3	4	5	6	7	8	9	10
July		1	2	3	4	5	6	7	8	9	10	11	12	13	14	15
August					1	2	3	4	5	6	7	8	9	10	11	12
September	1	2	3	4	5	6	7	8	9	10	11	12	13	14	15	16
October			1	2	3	4	5	6	7	8	9	10	11	12	13	14
November						1	2	3	4	5	6	7	8	9	10	11
December	1	2	3	4	5	6	7	8	9	10	11	12	13	14	15	16

REGULAR ADVERTISERS

A.H. Supplies
A.K.D.
Aerial Techniques
Altron Communications Equipment Ltd.
Amateur Radio Communications Ltd.
AOR
C.M. Howes Communications
Castle Electronics
Chevet Books

Coastal Communications
Colomor (Electronics) Ltd
D.L.Cole G3RCQ

Datong Electronics
Haydon Communications
Icom (UK) Ltd
Interproducts
J Birkett

Sheffield
Stevenage
Poole
Llanelli
Newton-le-Willows
Derbyshire
Daventry
Kingswinford
Blackpool

Clacton-on-sea
London
Romford

Leeds
Edgware
Herne Bay
Perth
Lincoln

0114-244 4278
(01438) 351710
(01202) 738232
(01269) 831431
(01925) 229881
(01773) 880788
(01327) 260178
(01384) 298616
(01253) 751858/
302979
(01255) 474292
0181-743 0899
(01708) 374043/
0850 320134
0113-274 4822
0181-951 5782
(01227) 741741
(01738) 441199
(01522) 20767

J&P Electronics Ltd
Lake Electronics
Langrex Supplies Ltd
Lowe Electronics Ltd
Maplin Electronics Supplies Ltd
Martin Lynch & Son G4HKS
Nevada Communications
Photo Acoustics
QuartSlab Marketing Ltd
RAS Nottingham
RSGB
Siskin Electronics
South Midlands Communications Ltd.
Spectrum Communications
SRP Trading
Suredata
Tennamast
Trio-Kenwood U.K. Ltd
Waters & Stanton Ltd
Yaesu UK

Kidderminster
Nottingham
Croydon
Matlock
Rayleigh
London
Portsmouth
Newport Pagnell
Erith
Nottingham
Potters Bar
Blackfield
Eastleigh
Dorchester
Nr. Stourbridge
Edgware
Beith
Watford
Hockley
Hounslow

(01562) 753893
0115-938 2509
0181-684 1166
(01629) 580800
(01702) 554155
0181-566 1120
(01705) 698113
(01908) 610625
(01322) 330830
0115-928 0267
(01707) 59015
(01703) 243400/500
(01703) 255111
(01305) 262250
(01562) 730672
0181-905 7488
(01505) 503824
(01923) 816444
(01702) 206835
0181-814 2001

USEFUL ADDRESSES

Club/Society
Amateur Radio Caravan
& Camping Club
AMSAT-UK
British Amateur Radio
Teledata Group (BARTG)
British Amateur
Television Club (BATC)
British Rail ARS
British Young Ladies
Amateur Radio Assn (BYLARA)
Chiltern DX Club
Civil Service ARS
G-QRP Club

Contact/Address/Tel Number

Mr A. Gard G4LWA (01462) 811208

Mr R. Broadbent G3AAJ 0181-989 6741
Mr P. Adams G6LZB 464 Whippendell Rd, Watford, Herts WD1 7PT

Mr D. Lawton G0ANO Grenehurst, Pinewood Rd, High Wycombe,
Bucks HP12 4DD

Mr G. Simms 85 Surrey Street, Glossop, Derbys SK13 9AJ
Mrs M. Ritson G7FYV 14 Dunsdale Rd, Holywell, Whitley Bay,
Tyne & Wear NE25 0NG

Mr D. Mann G0HXN (01344) 761937
Mr J. Pinnell G3XWK 0171-732 8605
Rev G. Dobbs G3RJV (01706) 31812

Practical Wireless

Practical Wireless, PW Publishing Ltd., Arrowsmith Court,
Station Approach, Broadstone, Dorset BH18 8PW

Editor
News & Production
Tech Projects Sub-Ed.
Editorial Assistant

Rob Mannion G3XFD
Donna Vincent G7TZB
N.(Tex) Swann G1TEX
Zoë Shortland

On internet E-mail put the persons name in front of:-
'@pwpub.demon.co.uk'
So, to E-mail Rob G3XFD use: rob@pwpub.demon.co.uk

Editorial
Advertising
Book Service

Tel: (01202) 659910
Tel: (01202) 659920
Tel: (01202) 659930

FAX: (01202) 659950
FAX: (01202) 659950
FAX: (01202) 659950

for all the UK and ☆ - Ireland or Scotland

Tues	Wed	Thur	Fri	Sat	Sun	Mon	Tues	Wed	Thur	Fri	Sat	Sun	Mon	Tues	Wed	Thur	Fri	Sat	Sun
16	17	18	19	20	21	22	23	24	25	26	27	28	29	30	31				
13	14	15	16	17	18	19	20	21	22	23	24	25	26	27	28	29			
					RSGB National VHF convention						Thinking day On The Air (International)								
12	13	14	15	16	17	18	19	20	21	22	23	24	25	26	27	28	29	30	31
		ANTENNA SPECIAL				☆													
16	17	18	19	20	21	22	23	24	25	26	27	28	29	30					
14	15	16	17	18	19	20	21	22	23	24	25	26	27	28	29	30	31		
			DAYTON (OHIO) HAMVENTION Yeovil QRP Convention (Sherborne)										☆						
11	12	13	14	15	16	17	18	19	20	21	22	23	24	25	26	27	28	29	30
		MORSE SPECIAL			PW VHF QRP CONTEST												Friedrichshafen Radio Rally	Longleat Radio Rally	
16	17	18	19	20	21	22	23	24	25	26	27	28	29	30	31				
											Islands On The Air (International contest)								
13	14	15	16	17	18	19	20	21	22	23	24	25	26	27	28	29	30	31	
														☆				Conference on Amateur TV	
17	18	19	20	21	22	23	24	25	26	27	28	29	30						
15	16	17	18	19	20	21	22	23	24	25	26	27	28	29	30	31			
12	13	14	15	16	17	18	19	20	21	22	23	24	25	26	27	28	29	30	
		COMPUTING SPECIAL																	
17	18	19	20	21	22	23	24	25	26	27	28	29	30	31					

International Listeners Association	Mr T. Morgan GW4OXB	1 Jersey St, Hafod, Swansea SA1 2HF
International Police Association Radio Club	Mr M. Hammond G3PGA	(01271) 860930
International Short Wave League	Mrs E. May G0OZI	10 Clyde Crescent, Wharton, Winsford, Cheshire CW7 3LA
Radio Amateurs Old Timers' Association (RAOTA)	Mrs S. Gabriel G3HCQ	Millbrook House, 3 Mill Drove, Bourne, Lincolnshire PE10 9BX
Radio Amateurs Invalid & Blind Club (RAIBC)	Mrs S. Chambers	78 Durlay Avenue, Pinner, Middlesex HA5 1JH
Remote Imaging Group	Mr J. Tellick	0181-390 3315
Royal Air Force Amateur Radio Society (RAFARS)	Admin Secretary	RAFARS, RAF Locking, Weston-Super-Mare, Avon BS24 7AA
Royal Naval Amateur Radio Society (RNARS)	The Secretary	Royal Naval ARS, HMS Collingwood Fareham, Hants PO14 1AS
Royal Signals Amateur Radio Society (RSARS)	General Secretary	(01258) 482495

St. Dunstan's Amateur Radio Society	52 Broadway Avenue, Wallasey, Wirral L45 6TD
Science & Technology through Educational Links with Amateur Radio	Richard Horton 7 Carlton Road, Harrogate, North Yorks HG2 8DD
Radio Amateurs' Emergency Network (RAYNET)	The Chairman 0141 - 620 1000
UK Six Metre Group	Mr C. S. Gare G3WOS Old White Lodge, 183 Sycamore Rd, Farnborough, Hampshire GU14 6RF
Worked All Britain Awards (WAB)	Mr B. Morris G4KSQ 22 Burdell Ave, Sandhills Estate, Headington, Oxford OX3 8ED
World Association of Christian Amateurs & Listeners	Mr D. Chivers G3XNX 51 Alma Road, Brixham, Devon TQ5 8QR
OTHER USEFUL CONTACTS	
City & Guilds of London Institute	Radiocommunications Agency
1 Giltspur Street London EC1A 9DD Tel: 0171-294 2468	Amateur & Citizens Band Radio Unit, South Quay Three 189 Marsh Wall, London E14 9SX Tel: 0171-211 0211
	Radio Society of Great Britain Lambda House Cranborne Road Peters Bar Herts EN6 3JE Tel: 0171-659 015
	The Radio Licensing Centre Subscription Services Ltd PO Box 885 Bristol BS99 5LG Tel: 0117-925 8333

Practical Wireless Back Issues

There are limited numbers of back issues available. This could be your last chance to ensure your collection is complete. Order now to avoid disappointment.



January 1991



February 1991



March 1991



April 1991



May 1991



June 1991



July 1991



August 1991



September 1991




October 1991



November 1991




December 1991



January 1992



February 1992



March 1992




April 1992



May 1992



June 1992




July 1992



August 1992



September 1992



October 1992



November 1992



December 1992

Please return your completed form and your remittance details to: **PW Publishing Ltd. Post Sales Dept., Arrowsmith Court, Station Approach, Broadstone, Dorset BH18 8PW.**

BACK ISSUE ORDER FORM

Please send me the following back issues (please indicate the quantity in the box). All back issues are £2.30 inc P&P UK. (overseas surface mail).

I enclose a cheque payable to **PW Publishing Ltd.** for £
Or please charge my credit card £
Access
Visa
Amex
Card No.Expiry date...../.....
Cardholders signature
or ring our Credit Card Hotline **(01202) 659930** or **FAX: (01202) 659950.**

Delivery details:
Name
Address
Postcode

(photocopies of this form are acceptable)

- | | |
|---|--|
| <input type="checkbox"/> January 1991 | <input type="checkbox"/> April 1992-
SOLD OUT |
| <input type="checkbox"/> February 1991 | <input type="checkbox"/> May 1992 |
| <input type="checkbox"/> March 1991 | <input type="checkbox"/> June 1992 |
| <input type="checkbox"/> April 1991 | <input type="checkbox"/> July 1992 |
| <input type="checkbox"/> May 1991 | <input type="checkbox"/> August 1992 |
| <input type="checkbox"/> June 1991 | <input type="checkbox"/> September 1992 |
| <input type="checkbox"/> July 1991 | <input type="checkbox"/> October 1992 |
| <input type="checkbox"/> August 1991 | <input type="checkbox"/> November 1992 |
| <input type="checkbox"/> September 1991 | <input type="checkbox"/> December 1992 |
| <input type="checkbox"/> October 1991 | |
| <input type="checkbox"/> November 1991 | |
| <input type="checkbox"/> December 1991 | |
| <input type="checkbox"/> January 1992 | |
| <input type="checkbox"/> February 1992 | |
| <input type="checkbox"/> March 1992 | |

Grand Total
£.....



Antenna Workshop



By Gerald Stancey G3MCK

**Gerald Stancey
G3MCK provides a
non-mathematical view
of voltage standing
wave ratio, and what
it means in reality.**

Fig. 1: The ideal situation - all the power from the transmitter gets to the load without loss.

Fig. 2: Power balance at the load with forward power P and reverse power R (both measured in watts). Here the load (not matched to the line impedance) reflects some power back down the line towards the transmitter.

Fig. 3: Power balances at both ends of the (mismatched) line. Powers P and R are as in Fig. 2.

Fig. 4: Assume loss-less lines. Sections A-B and C-D have characteristic impedances (Z_0) of 50Ω and section B-C has a characteristic impedance of 150Ω (but is mismatched to the 50Ω impedances of the A-B and C-D sections).

Fig. 5: The power balance in the real situation shown in Fig. 4: The transmitter produces W watts, and the load absorbs W' watts. Due to real line losses ΔP and ΔR are the losses in the forward and reverse directions.

The objective of this article is to give an overall explanation of a subject that is shrouded in mystery and confusion. And it does not have to be!

So let's start by giving the subject its full title of Voltage Standing Wave Ratio (v.s.w.r.). Although in practice this is usually shortened to just s.w.r.

I'll be taking a common-sense approach and will not be using much mathematics. In this spirit we will not be finding out the basic formulae for (v.)s.w.r. as these are dealt with in the standard text books.

The difference between power and energy is not within the context of this column. So, for the purposes of this article, I'm going to treat power and energy as being the same thing. We can consider power flowing over unit time, and I think it is helpful to make this simplification.

What Is SWR?

We must first ask the question, what is s.w.r.? And the answer is that the simplest definition is: that v.s.w.r. is a measure of the mismatch that occurs when a transmission line is terminated with a load that is not resistive and equal to the impedance of the line (pause for breath!).

The higher the s.w.r. the greater the mismatch. But before getting too involved, let's consider a simple loss-less system which consists of a transmitter, a line and a load, see Fig. 1. From this it's obvious that if the load is dissipating W watts of power, then the output of the transmitter is also W watts.

Badly Terminated

When a line is badly terminated, the load can't absorb all the power coming down the line from the transmitter. This means that the 'excess' power, with nowhere else to go, is reflected back towards the transmitter.

Exactly where the reflection takes place is an interesting question. Where does the line end and the load begin?

Luckily however, in the context of this article, this question can be ignored. Let us just accept that 'there is a point at the end of the line where reflection occurs'.

The power flows associated with the reflection of energy at the load are shown in the diagram Fig. 2. The diagram is the result of simply applying the **law of Conservation of Energy**. This law states 'that energy can neither be created nor destroyed'.

At The Generator

What happens to this reflected power when it arrives back at the generator? If we go back to Fig. 1, you can see that to maintain energy conservation reflection must also occur at the generator, see Fig. 3.

The further reflection at the generator leads us to the apparently strange fact that if the line is not matched to the load then the forward power is greater than the output power of the transmitter! To clarify this statement let's look at Fig. 4.

The half wave length of 150Ω coaxial cable is, by the way we define s.w.r., suffering with an s.w.r. of 3:1. But here is the strange thing, by being exactly half a wave length long, it shows an impedance of 50Ω at the transmitter end.

Time To Consider

Having looked at what causes s.w.r. it is now time to consider what it means to us. The answers are: increased line loss and an impedance at the input to the line which differs from the impedance of the line.

The first is the easiest to consider but we now have to move into the real world of lossy systems. Any real line has a loss which depends on: the length of the line, the

Fig. 1

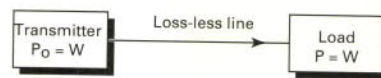


Fig. 2

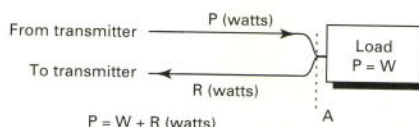


Fig. 3

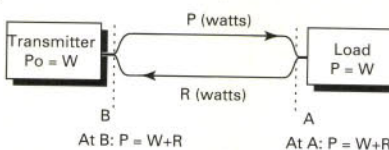


Fig. 4


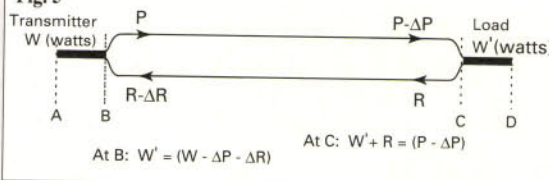


Fig. 5



Antenna Workshop

frequency of operation and the construction of the line.

If the diagram Fig. 3, is redrawn to show these losses, it appears as in Fig. 5. It is now clear that the losses on a mismatched line will be greater than on a line that is correctly terminated. However, these extra losses due to s.w.r. are not usually too great. Table 1 puts them into context.

From what I've mentioned, it appears that it's true that any effort to reduce the s.w.r. to lower than 2:1 is wasted. However, this is **not** the full story!

Until now I've ignored the fact that (at the transmitter end) the forward power reacts with the reflected power from the load. The effect of this interaction is to change the impedance of the line at the transmitter end, from its nominal (say 50Ω) to some other value. Invariably this new interaction impedance will almost certainly contain a reactive element.

If your transmitter is designed to load into a 50Ω resistive load it may not be happy if you try to load it into another impedance. It may show its displeasure by not giving full power. (The drop in power may be due to s.w.r. protection circuit reducing power or simply that the transmitter is unable to deliver its full power output into the load).

The problem can be solved by one or more of the following options:

- By directly reducing the s.w.r. on the line (altering the loading).
- Changing the line length so that the impedance seen by the transmitter is more resistive and lower than 50Ω.
- Putting a matching circuit

Further Reading

The subject of voltage standing wave ratio (v.s.w.r. or usually just s.w.r.) is improperly understood by many radio amateurs. When looking at the way it is sometimes handled in articles and book available, it's not surprising!

In many books the subject of s.w.r. is dealt with in a very mathematical way and can leave the average amateur completely baffled. So I've looked at the various books I think may be around in the average shack and tried to grade them as to how they deal with the matter.

The simplest way of dealing with s.w.r. is to ignore the mathematics of s.w.r. In Doug DeMaw W1FB's book *W1FB's Antenna Notebook* it's merely said that for maximum efficiency you should just tune for

between the transmitter and the line to ensure that the transmitter sees a only a resistive 50Ω.

Note that putting an a.t.u. in circuit does not alter the s.w.r. on the line. However, if the transmitter has a self contained a.t.u. or uses a valved power amplifier stage with a Pi-tank output circuit, you may find that s.w.r. reading as high as 2:1 or 3:1 can be handled by the set itself without operator action.

Correcting Readings

How do you know what is a correct reading and how do we find it? The normal reflectometer (or s.w.r. meter) works by measuring the magnitude of the forward and reflected voltages. From these two voltages, the s.w.r. can be calculated by using the formula:

$$v.s.w.r. = \frac{V_f + V_r}{V_f - V_r}$$

Where V_f and V_r are the forward and reflected voltages respectively.

On a lossy line the value of V_f at the generator end of the line is higher than its value at the load. The reverse is true for V_r . Hence the measured value of the s.w.r. will vary along the line, the only true s.w.r. being that value measured (or calculated) at the load.

minimum s.w.r. But he does provide a wonderful practical s.w.r. bridge you can build for yourself.

John Heys G3BDQ, in his book *Practical Wire Antennas* treats s.w.r. in the same way as Doug DeMaw. In John's book he shows an s.w.r. indicator using two small bulbs that's suitable for parallel wire (or 300Ω twin) feeder. John also includes, under the label of 'Old-time' antenna matching, some methods for matching without using an a.t.u.

In the *Antenna Impedance Matching and Antenna Compendium* (Vol. 1), both also from the ARRL, s.w.r. is treated a little more technically. The book *Antenna Impedance Matching* treats the subject in greater depth and with more mathematics.

In the new *Radio Communications*

The table, Table 2, shows what happens when a lossy line is used to feed an antenna. In practice, it is reasonable to ignore this

correction at h.f., when the line loss is small and if the line is operating at a moderate s.w.r. However, at v.h.f., where the line losses are greater, the extra losses due to a high s.w.r. is something of which you should be aware.

Summary

In this article I've presented a non-mathematical overview of the effects of s.w.r. From the point of view of the average amateur we can usually say that for an s.w.r. of 2:1 or less, the following generalities may be applied:

- The extra transmission line loss due to the s.w.r. can be ignored.
- It may be necessary to use an a.t.u. to ensure that the transmitter is presented with the correct load.
- The s.w.r. as measured in the shack will be better than the s.w.r. measured at the load. But usually the difference will be small, and, can be ignored.

So, now you know if you have a problem to deal with, or if you can ignore it.

PW

Line Loss (dB)	Apparent v.s.w.r.				
	1.0	1.6	2.0	3.0	5.0
0.6	1.0	1.7	2.2	3.7	7.6
1.0	1.0	1.8	2.4	4.3	>10.0
2.0	1.0	2.1	3.3	8.4	>10.0
4.0	1.0	3.7	10.0	>10.0	>10.0
Actual v.s.w.r. at the antenna					

Table 1: When a line, constructed from 30m RG58/U, operates with an s.w.r. 2:1 extra losses are incurred. These losses are tabulated at three different frequencies.

Frequency band (MHz)	3.5	21	144
Line Loss (dB)	0.68	1.90	5.70
Extra v.s.w.r. loss (dB)	0.15	0.30	0.47
Total losses in line (dB)	0.83	2.20	6.17

Table 2: The true line s.w.r. (at the antenna end) is a function of line loss and s.w.r. measured at the transmitter end of the line. For example, if the s.w.r. in the shack is 2.0:1 and the line loss is 1dB, then the true s.w.r. is 2.4:1.

Handbook from the RSGB s.w.r. is given quite an in depth mathematical treatment. Appearing in section 12 (HF Antennas), s.w.r. and its effect on feeders is dealt with in a mathematical, but fairly easy to understand way.

One small observation I would make for anyone reading more than one of the above books. Each book seems to have an individual style of what the formula is to calculate s.w.r. However, when applying first principles they are all the same, merely differing ways of showing forward and reverse energy. All the above books are available from the PW Book Service. See those pages within the magazine for more details.

'Tex' Swann G1TEX

More Antenna Workshop next month

PW Helta An Experimental Loop Antenna

By Richard Marris G2BZQ

Richard Marris G2BZQ presents The PW Helta (Helical Loop Transmitting Antenna) an experimental table-top loop antenna.

One of the most used antennas is the conventional dipole. But for the 3.5MHz band its length would be around 41m long and around twice that length for 1.8MHz making it difficult to erect in a small space.

I've spent many years experimenting with loop antennas to reduce the space required for my 'antenna farm'. A typical physically small multi-turn loop might consist of one or more turns of wire wound on a box frame configuration. A typical schematic of a box frame loop is shown in Fig. 1.

To be able to use such loops, as in Fig. 1, over a whole band, variable tuning must be incorporated. And as I prefer loops to be located on a table alongside my operating position, the overall dimensions of the loop are dictated by the space available within arm's length.

Finished Loop

My overall finished loop is shown in Fig. 2. This was a first attempt to investigate and construct a viable helically wound loop.

The antenna consists of a tubular plastic frame and the complete frame structure plus base is some 750mm wide by one metre high.

The various parts are helically wound over the tubular frame with a

6A rating pvc covered wire in the form of five coils, L1 to L5. I've found I needed approximately twice the length of wire that a corresponding multi-turn box loop needs.

As built the loop is series tuned by variable capacitor C1 with matching to coaxial feedline achieved with a helical 'hairpin' matching device. This device allows 50Ω impedance coaxial cable to connect to the transmitter.

On 1.8MHz, additional capacitors are added in parallel with C1 to bring the loop back into resonance. The simple tuning meter, just sensitive enough to monitor the antenna radiation, is an essential feature to enable easy, quick and accurate resonating and loading of the loop.

In the interests of domestic and personal safety I use a low power (10W) c.w. transmitter. And to be honest (and safe) this power level is to be recommended for inside the home.

The components used should be satisfactory up to about 20W. Though no doubt the components could be upgraded for higher power.

It's difficult to accurately plot a radiated polar diagram pattern with the loop located indoors. This is due to interaction with nearby objects, but it has been assessed as approximately egg shaped as shown in Fig. 3.

Simple Format

The loop is constructed in a simple format, which I used for later experimental modifications and improvements as I thought of them. The profile, shows the 760 by 1000mm wide helical loop supported vertically, on the baseboard. The baseboard also has the resonating variable capacitor (C1) and front panel mounted on it.

The loop helical winding frame consists of four lengths of 22mm (7/8in) white extruded pvc water piping. When assembled the loop must be made as rigid as possible by glueing the corner joiners. You will also need plastic stand-off wall clips to fix the tubing tightly.

A word of warning when creating the windings, it is absolutely essential that the specified wire is used. A thinner conductor will result in losses in radiated power, possible heating and loading difficulties.

The top horizontal coil L1 consists of 77 wire turns spaced approximately 6mm apart to cover the whole tubing length. Coils, L2 and L3, are wound to fill the whole of the two vertical limbs. Each coil consists of 75 turns spaced approximately 9-10mm.

Coils L4 and L5 are each 33 closewound turns on the bottom limb. On completion of the coils the loop is mounted onto the baseboard.

Use two of the plastic stand-off wall clips to hold the loop. They are both fixed to the top batten of the mount. Pieces of single sided copperclad board are used for the baseplate and panel, the overall layout is shown in Figs 4 and 5.

The front panel is 100 x 85mm high and is screwed to the baseboard front with the baseplate screwed to the baseboard behind the panel. The edges to the panel and baseplate must be seam soldered together.

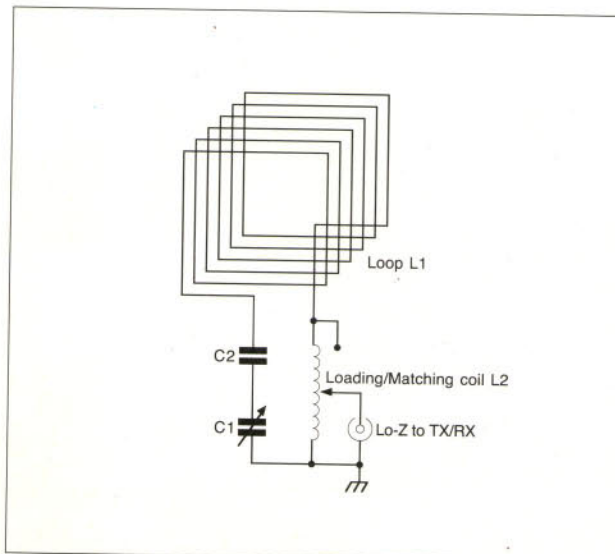
I suggest that the variable capacitor C1 is fitted to the front panel with a slow motion drive between panel and knob. (I used an older type of metal framed receiving type (Jackson type E 150pF) for C1 which should be soldered to the baseplate). Of course, other types of capacitor can be used providing the plates are wide spaced with ceramic support insulators and rigid construction.

The 'helical hairpin match' is a coil made of 9 turns of 1.6mm (16s.w.g.) tinned copper wire, and is shown in the three views of Fig 6. This coil is located between the rear of C1 and the loop mounting.

One (50mm) tail is soldered direct to the chassis plate and the other (25mm) is soldered to a 25mm long insulated post as shown. The coaxial feedline is soldered on at 81/2 turns and the cable screen soldered to the baseboard.

The loop frame is now clipped into the stand-off wall clips on the loop mounting. Next L4 is soldered to the

Fig. 1: The basic box-frame loop antenna.





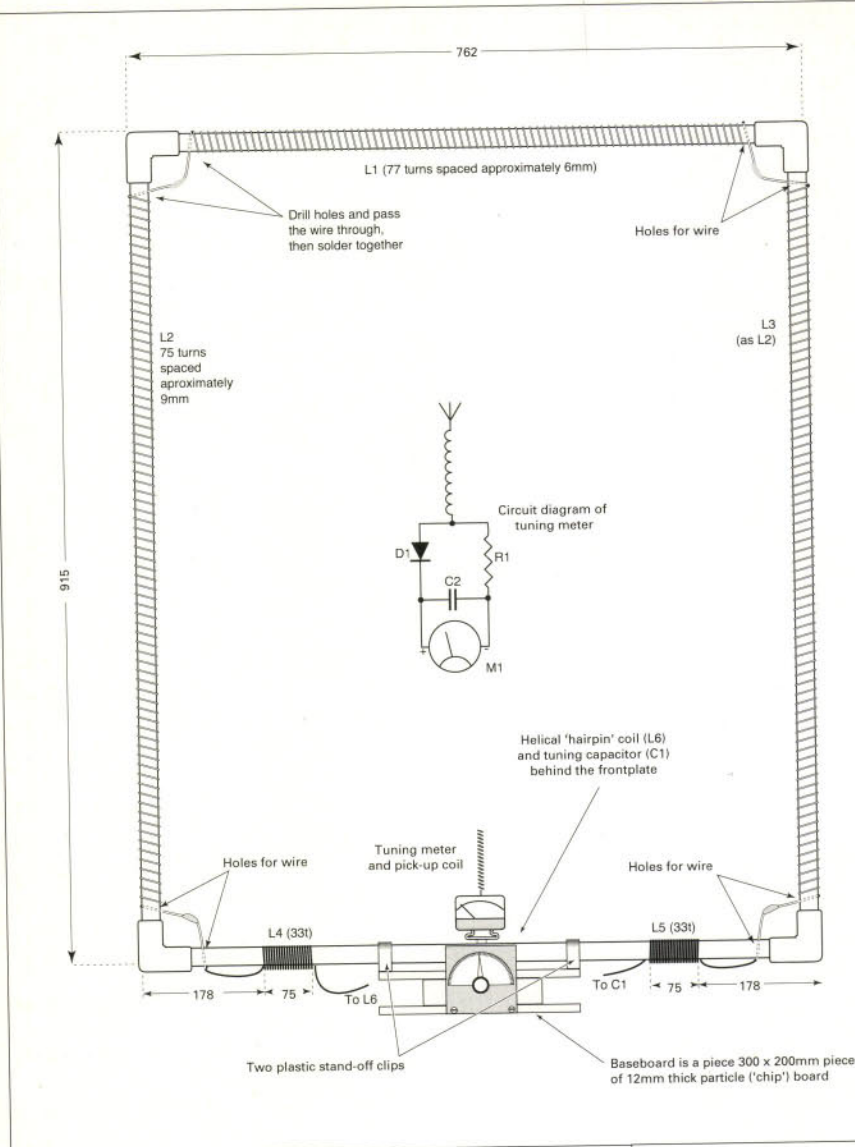
should be half way between loop centre and L5.

Minor adjustments to C1 may be needed, depending on the transmitter power being used. The tuning meter should be moved along towards L5 until the meter needle is about 75% full scale and a reference mark made on the meter front. (Maximum radiation loop radiation occurs when the tuning meter has been peaked to maximum meter reading).

Useable bandwidth is the amount the transmitter v.f.o. can be adjusted without major readjustment of C1. This I found to be approximately 20kHz (± 10 kHz) on the 3.5MHz band.

On 1.8MHz, with 'add on' capacitors I found the useable bandwidth was approximately 9kHz. I found no harmonics could be measured on either band.

Fig. 2: This is what the loop looks like from the front. The circuit diagram in the middle is of the simple power sensing, or tuning meter.



helical hairpin and L5 to C1. And apart from fitting the tuning meter (the details are shown in Fig. 7) the loop is now complete for 3.5MHz band operation.

For the 1.8MHz band extra capacity is put across C1. For this extra capacitance I used two 56pF 3kV ceramic disc capacitors, in parallel on a small circuit board. (Two short flexible leads with crocodile clips, are used to clip across C1 for 1.8MHz use).

Tuning Meter

The tuning meter is a 200 μ A movement in a simple circuit, fed from rectified signals picked up from the loop. The diode used was a small signal diode mounted with C2 and R1 onto the meter itself. (I used a 1W resistor to give the assembly rigidity). Now look at the drawing of Fig. 7. Here the components on the meter support a 125mm long 6mm diameter coil of 0.7mm (22s.w.g.) wire with spaced turns. This forms a convenient lightweight 'pick-up' probe.

The meter is clipped into a suitable plastic coated tool clip, which is itself fitted to a plastic stand-off clip to fit the bottom rail of the loop frame. The tool clip and standoff clip are bolted together at 90° to each other. To increase the sensitivity of the tuning meter, the meter assembly is moved. This is achieved by sliding it towards L5.

Loop Tested

With the loop connected to the transceiver via a coaxial cable, I tested it on 3.5MHz receive by turning C1 while listening to signals on the band. There is a substantial increase in signal strength at resonance.

To test 'on transmit', the transmitter is set on low power into the loop, producing a reading on the tuning meter. At this point the meter

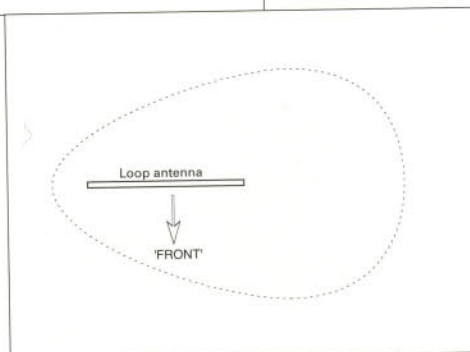
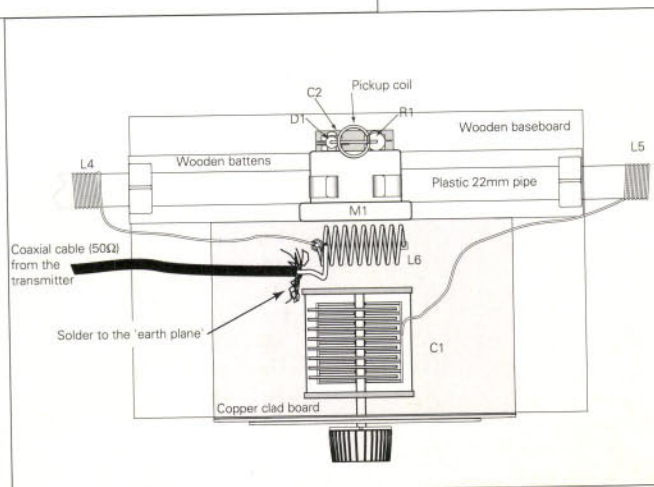


Fig. 3: The loop exhibits an 'egg' shaped directivity as shown.

Fig. 4: Looking down on the baseboard of the assembled loop antenna.



Continued from p. 40

Fig. 5: The baseboard seen from the right hand coil (L5) side of the loop.

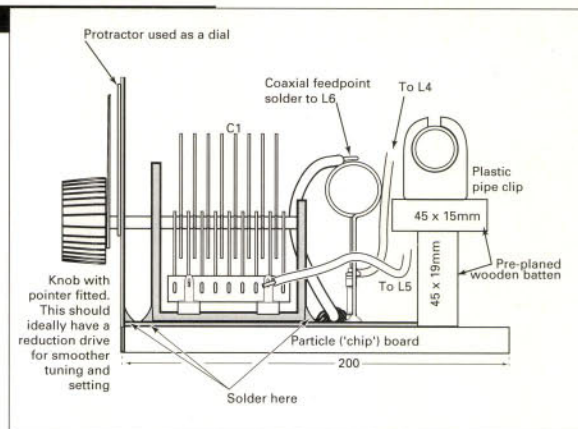


Fig. 6: Three views of the helical 'hairpin' matching coil.

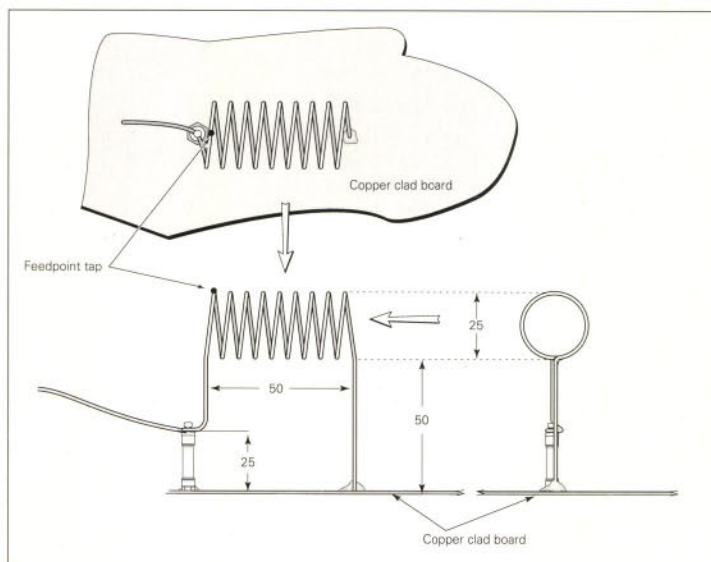


Fig. 7: Two views of the r.f. power sensing tuning meter.

Now for some of my observations during the experiment. Obviously the extra capacitors could be eliminated by using a 250 or 300pF capacitor for C1. Unfortunately, the tuning then becomes far too sharp.

My experimental transmitting loop has gone some way to showing that a very small transmitting loop, using a single helical wire turn is a viable proposition. I think a two-band 7 and 10MHz antenna could be made on a frame of about half the size of the one now used.

There are many interesting possibilities, such as using larger diameter tubing for the frame thus reducing the frame size but keeping the same amount of wire. Reducing the overall size would, at some point, reduce radiation to such an extent that the loop would have little practical use, except for local communication. This point could only be found by experiment.

Ideally, C1 could be replaced by a 100pF capacity of at least 2kV working to accommodate a much higher power TX could be accommodated. You would need to substantially increasing the loop wire

gauge, which will probably mean altering the number of wire turns in the helical windings.

The higher power version could be placed in an attic or loft, well clear of surrounding structures. It would also be necessary to design and fit an external tuning meter.

The ideas resulting from this project opens up the way to many further hours of experimental work for so minded amateurs. I would be interested in hearing about such successful experiments. And to that end my address is in the callbook.

Happy Looping!

PW

Shopping List

Capacitors

56pF 2 extra capacitors for the 1.8MHz band (I used two 3kV working capacitor but it could be single 100pF)

Variable

150pF 1 C1 (Jackson type E or similar - see text)

Resistors

1kΩ 1 R1 1W carbon

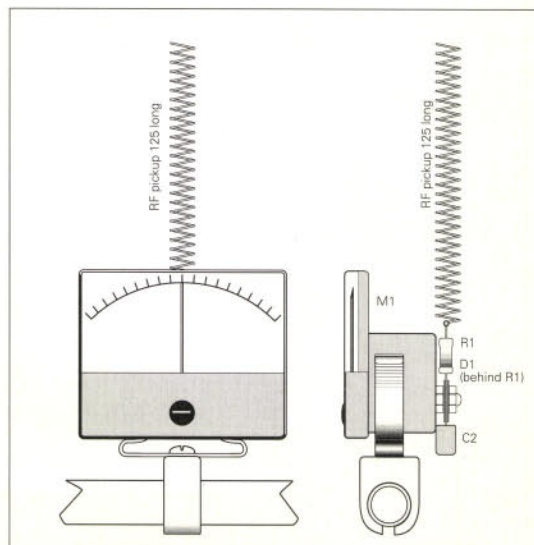
Semiconductors

1N4148 1 D1 (or any other silicon signal diode)

(I obtained my tuning capacitor from Sound Systems of 111 Felixstow Road, Ipswich, Suffolk IP4 IP4. Quote catalogue number 488)

Miscellaneous:

You will also need a 200μA meter, four lengths of 22mm pvc (water) tubing - plus 4 x 90°elbows plus three pvc standoff wall clips/brackets, a slow motion drive with pointer and 0 to 180° protractor for a tuning scale, copperclad undrilled board for panel and base chassis plate, 25mm standoff insulator, a plastic covered tool clip to fit meter body, and a 300 x 200 piece of 12mm plywood baseboard.



Hebridean

holiday

By Peter Walker G4HHH

Peter Walker G4HHH tells how his love of islands and radios gave him the perfect excuse for a Hebridean Holiday.

Heading Photo: Peter's camper van showing Scalar antenna with top loading coil.

Islands have always fascinated me, although maybe not consciously in my youth. But some 38 years on, I took considerable pleasure in working **GB4OOD**, operating from Drake's island in Plymouth Sound to celebrate the 400th anniversary of Drake's return from circumnavigating the Globe.

The QSO bought back memories. Rubbing sleep from one's eyes at 0200 hours when the watch was changed, seeing the Australian manned Sunderland flying boats from Mount Batten, silvered by moonlight, taking off on patrol.

Even greater pleasure came later when I worked **Charles VK4QM** in Queensland. That was when I learnt he'd flown in those same Sunderlands disappearing into the dawn.

Island Connection

The connection between islands and radio didn't really occur until my late wife Bobbie and I drove our camper van to Oban. And with the assistance of MacBrayne's Shipping, played 'Island Hop Scotch' along the chain of islands forming the Outer Hebrides.

The first hop was to Barra, sailing in bright sunshine across a wind chopped sea into what seemed a howling gale (Scottish seamen would have put it higher than a fresh breeze!). We landed safely, seemingly halfway to America so distant was the receding mainland.

Barra is small, the circumnavigating road being only 19km long. It has one town, Castlebay and one mountain, Heaval, 378m high with magnificent

views from the summit.

Our first priority was to find somewhere for the night. That was no problem. The roads are mostly unfenced, verged by grass cropped short by sheep and never far from the sea.

Provided no fence was crossed, it was permissible to drive off the road on to soft green sward above a sandy beach and be in paradise. Mind you, permission to stay in paradise was always sought whenever a croft was in sight.

First Contact

My first contact was on May 29 1983 from a location above the golden sands of Traig Mhor, also used as landing ground for the daily flight from Glasgow (Yes, the runway is on the beach, when the tide is out!).

Using 7MHz, I worked **Gordon G3LEQ**, **Charles G4PC**, husband and wife **Bob G3WWF** & **Rae G4JMT**, **Pete EI7CC** and **Jim GM4RSU**: (a mini pile-up which operating from Barra invariably provoked!).

Later, I used 144MHz f.m. to work **Barry GM8SAU** on South Uist who, with others, provided frequent simplex contacts throughout the holiday. I also used a Kenwood TS-130S transceiver for h.f. with an Australian-made vertical Scalar (SC6M) antenna and a Trio TR-7800 for 144MHz f.m.

The Scalar is a five-band antenna. It's fed at the bottom of a 1.35m metal rod, screw threaded at the top to take one of five top-loading coils (3.5 to 30MHz) with an adjustable tuning spike protruding from each.

My mobile antenna worked brilliantly when clamped to a metal roof-rack above the cab. Its one drawback was the narrow bandwidth on 3.5MHz, requiring tedious adjustment of the tuning spike to cover the full band.

That same day, I chanced on **Paul KW7Y** (G3UID) in Marsyville, Washington State, on 21MHz. Paul

and his **XYL** Margaret, had provided coffee and cookies when Bobbie and I called en route to the Grand Canyon from Canada, two years earlier.

The following morning I had a surprise when another friend, **Neil VK6NC** in Perth came up on 14MHz, followed by **Jim G3TFG/MM** (then in dry dock) in Miami and **Ernie WA4CCP** in Florida, all worked from a small bay, only yards from the Atlantic. But it wasn't all radio.

Glorious Barra

Barra has glorious sandy beaches, firm for walking and stretching forever. One adjoined a sandbank thick with basking seals, only separated from the shore by a strip of water, in which the seal pups played. (The seals were fascinated by our hound 'Podger'!).

Other memories are of fields, carpeted bright yellow with primroses, whitewashed crofts, brilliant against a backdrop of mountain, moor and ocean. Then there were the terns, whiter than white, practising aerobatics under a blue heaven, matching the colour of the sea.

Eventually, we took the evening ferry to Loch Boisdale on South Uist, arriving at midnight and finding a site opposite Eriskay. This is famed for the haunting 'Eriskay Love Lilt', which I'd heard so often in Scottish Youth Hostels before the Second World War.

Amateur Activity

I worked a number of amateurs on Uist, including **Colin GM4HNK**, **Basil GM6VRT/P**, **Barry GM6SAU**, **Jim GM4CXF** and also **Tony GM6UNJ** on Benbecula which is further north. Tony and I had previously met when mobile and both





within shouting distance of Stonehenge!

For those further afield, I used the Mull Repeater GB3HI, working **Alan GM4PWR** at Corpach and **Alan GM4TRH** on Skye, later using GB3IG near Stornoway. Most activity however, came from 14MHz for DX and 7MHz for the UK.

On June 1, at a lovely site on Loch Stilligarry, I again worked Neil VK6NC, followed by **Brian EA8ANZ**

we drove to North Uist and a lovely grassy headland above Scalpaig Bay.

From Scalpaig Bay, on June 5, I had some of the best DX, meeting **Frank DL8FL**, (5/9 each way) who helped me contact **Tom Christian VR6TC** on Pitcairn Island. I'd worked Tom before operating mobile in one of the rarest of island-to-island contacts was an unexpected thrill. 'A bulldozer has just been landed by helicopter' he said, 'and a system for watching video

Maybe one day it'll provide the excuse for me to return!

Weather Fine

The weather continued fine. We walked by day and I talked on the radio in the early morning, occasionally at night, sometimes 144MHz mobile, but with frequent diversions when a wayward road invited exploration.

We spent a night on the Great Bernera, now linked to Lewis by a bridge. The site was empty, save for ourselves, and a man came to clean an already spotless 'loo'. It had the most stupendous view and, in such splendid isolation, one could sit with the door open. 'A loo with a view' and no peeping-Tom nearer than North America.

And the DX came flooding in. On June 8 I worked **Larry HV3SJ** in the Vatican, **Lloyd VE3PT** at Niagra on the 9th and had a 14MHz pile-up on the 10th, including some WAB (Worked All Britain) members, delighted with the NA square from which I operated.

On the 12th, using 21MHz, I worked 5Z4DT, a missionary station over 2000m up in South West Kenya, followed by a scattering of 'State Siders'. In between, we marvelled at the standing stones of Callanish, inspected a 'But & Ben' (the traditional Highland home) and came finally to Stornoway, parking on the Eye Peninsula whilst waiting for the Ullapool ferry early the next morning.

I switched on the 144MHz rig. **John GM3JLJ** (John Item John) was booming in, as if only a field away. He was! And promptly asked us over. We had a fascinating evening before returning to the quayside, ready for the morning boat. Our Hebridean holiday was over and only happy memories now remain of the 'lone shielings and misty islands'!

Left: Standing Stones, Callanish, on the Isle of Lewis.

Yes! Palm trees do grow in western Scotland. And when you enjoy a highland holiday make sure you visit Inverewe Gardens (the most Northerly open air tropical gardens in the world!).

PW

Sandy Beach, north Barra, looking towards South Uist.



on the Canary Islands. The next morning, from Ardivachar Point, I worked **Jean F6GRY**, followed by another 14MHz mini pile-up of G stations.

My popularity resulted from operating from a normally silent island on the IOTA (Islands on the Air) list. But my enjoyment included a view of sun-lit seas, broken only by the peaks of the St. Kilda group, misted and magical, some 50 miles away.

The day ended on a high. Operating from above a small fishing station on Benbecula, I worked **Carlos PY2BPE** in Brazil, as clearly as if he were beside me.

On June 3 I spoke to near neighbour **Denis G3FYW** who told me it was raining at home! Rain was widespread throughout England that morning as reported by the 3.5MHz Net I joined...while I sat in sunshine!

We'd been invited to call on Tony GM6UNJ and dropped by in the afternoon. It was good to meet, but we were hardly prepared for the sumptuous lobster tea his wife provided. Later, Tony and I added a long list of 3.5MHz contacts, using his Yaesu FRDX500 'separates' and 14MHz dipole.

Uist Causeways

Benbecula sits between North and South Uist, connected by causeways built during the Second World War. Its flatness lacks the attraction of most Hebridean Islands, so next morning

recordings'. Civilisation was catching up!

On June 6, from Clachan Sands, I worked **Werner HB9BX**. And, next day, old friends **Fred VK3ALG** at Geelong and **Peter VK2BZA** at Lake Cathay, before our third ferry hop from Loch Maddy to Tarbert on Harris, which, together with Lewis, forms the biggest of the Outer Isles.

Wave Tossed

Memories of Harris are of wave tossed seas, with the surf pounding into sandy bays beneath a blue sky flecked by white clouds. I also remember quiet roads, empty beaches and a fresh view round every corner, of the freedom to camp where the fancy led.

We'd taken a narrow winding road to Husinish Point, passing the beautiful Amhuinnsuidhe Castle where J. M. Barrie wrote *Mary Rose*. On the return, near Ardhasig Bridge, two men were leading a cow along the beach. Neither the leaders nor the cow were in a hurry.

The men then pointed the nose of the cow towards the opposite shore of the inlet. They gave it an encouraging clout on its rump and watched whilst it took to the water and slowly forged its way across. Its direction was unerring and the men disappeared.

In time, another arrived on the far side, attached a rope as the cow came ashore and led it away. We watched, fascinated. Was this a daily event and if so, why? We never found out.



Three Legged Winners




Ron Ham looks back at the early days of transistorised radios. Their introduction changed the lives of service engineers...including Ron who tackled overheated transistorised receivers and one that had taken a bath!

Fig. 1: An early GEC portable transistor receiver (chassis removed). It is shown together with one of the low consumption miniature glass-based valves which the transistor ousted in portable receivers.

Fig. 2: A wooden cased GEC transistorised 'table' set.

Fig. 3: An inside view of the GEC portable, note the large good quality loudspeaker, battery connector and 'top hat' transistors (see text).



In previous *PW* articles I've discussed wireless sets that used the thermionic valve. Such sets rapidly became obsolete when the valve was replaced by a tiny semiconductor device called a transistor which was to dramatically change my life as a service engineer.

The transistor was developed in the USA by the Bell Telephone Laboratories in 1948. The low consumption transistor is a tough little device which revolutionised the entire radio industry. Within a decade transistor sets of all shapes and sizes were being manufactured around the world.

Miniature Valves

Just prior to the widespread introduction of transistors the latest miniature glass valves designed for battery receivers needed 1.4V at 25mA to light its filament and 90V for high-tension. In addition, each of the four valves in a set needed a seven-pin holder fitted to the chassis.

On the other hand, the transistor's three 'legs' were soldered directly into a printed circuit board. The GEC receiver, shown with its chassis removed in Fig. 1 and complete on the right of Fig. 7, measures approximately 95 x 60 x 25mm and is compared to the size of a single valve standing on the left.

Two of the receiver's transistors are just above the transformer at the bottom left of the chassis. Its ferrite rod antenna is along the top and the PP3 style battery connector at the bottom. So, the new technology began.

Only A Fraction

Because the transistor only required a fraction of the power needed by a valve, a new range of layer construction batteries were soon in quantity production. These included the 6V PP1 and the 9V batteries PP3, PP6, PP7 and PP9.

At that time the PP9 was the most expensive at 3/9d (about 18p) and, like the PP1, was often sold in pairs to suit different sets. There were a few specials like the 4.5V AD28 and the double 4.5V PP11.

Prior to the advent of the transistor, our stocks of 'AA' cells were relatively small, mainly for pen torches. However, when the first electronic calculators and the multitude of imported pocket radios began fitting two or four of these types of batteries, sales rapidly increased.



Wooden Cased

In 1958/9, GEC produced a wooden cased set, model BC 501, as in Fig. 2, with push-button on/off and wave-change. The photograph in Fig. 3 shows the '501's six 'top-hat' profile transistors, large loudspeaker and the dedicated four-pin plug for the PP11 battery.

If you service one of these receivers, be very careful when removing the plastic volume and tuning control knobs because these can easily break if levered off incorrectly. I can remember that these were a tight fit when new and the tuning knob, right in Fig. 2, has two sections, an outer for hand control



and an inner which carries the scale.

The Roberts R200, Fig. 4, also has a wooden case, two wavebands and a large speaker. The cradle and clip for the PP9 battery, the long ferrite rod antenna and the main chassis can be seen in Fig. 5.

The R200 uses Mullard OC44 and OC45 transistors in the front-end and OC81s in the audio output stage. The OC81D driver is just above the transformer, top right of Fig. 5, and the output pair are between the transformers.

Although care must be exercised at all times with all sets, the R200 chassis is relatively easy to remove. The knobs are secured to the spindles by inset screws, centre knob Fig. 4, and the chassis is held by two wooden wedges at the bottom corners of the cabinet, Fig. 5.

Later Herald

The later Dansette 'Herald' had two chassis, Fig. 6. It also employs Mullard AF117 transistors in the front-end (left) and the OC81 arrangement in the audio amplifier (right).

The stud and socket connectors for the battery are just below the speaker. It's very important that the battery polarity is correct on all sets. For example the stud and socket on the 'PP' range are opposite to those on the set's battery leads.

Now if you find a set with the connectors missing, make doubly sure that the new ones are put on the right lead. Otherwise, the transistors may suffer when the set is switched on.

UK's Premier Service Centre

Kenwood, ICOM, Yaesu Sales

Castle Electronics

Excellent showroom

New & used transceivers

Service second to none

Access to and trained by
manufacturers

Experienced and friendly
staff

Established company

Proven track record

Mail order a delight

Tried and tested!

**For all your radio needs
and peace of mind**

**National dealers for and
authorised service centre
for ICOM, Kenwood, Yaesu**

TRADE ENQUIRIES WELCOME

**Unit 3, Baird House
Dudley Innovation Centre
Pensnett Trading Estate
Kingswindsford
West Midlands DY6 8XZ
Telephone 01384 298616
Fax 01384 270224**

**Visit us today
You'll be pleased
you did!**



0% APR MADNESS

TAKE 12, 18 OR 24 MONTHS INTEREST FREE

CHRISTMAS OFFERS 1996

WRITTEN QUOTATIONS AVAILABLE ON REQUEST, SUBJECT TO STATUS. WEEKLY PRICES ARE APPROXIMATE

AOR 3000A
500kHz-2036MHz SSB/CW AM/FM
data RRP £999.00 deposit £99 18 x £50
ONLY £11.54 A WEEK!

AOR 8000
with Opto Scout
RRP £898.95 deposit £90.15 24 x £33.70
ONLY £7.74 A WEEK!

HAND-HELD SCANNER 0% APR MADNESS

**TRIDENT
TR 2400**
RRP £369
100kHz-
2060MHz
AM/FM/SSB
Deposit £36.90
12 x £27.67
**ONLY £6.39
A WEEK!**

**TRIDENT
TR 1200**
RRP £299
0.5-1300MHz
AM/FM/WFM
Deposit £29.90
12 x £22.43
**ONLY
£5.17
A WEEK!**

**YUPITERU
MVT 7200**
RRP £499
0.5-1300MHz
All mode
Deposit £44
12 x £33.75
**ONLY
£7.78
A WEEK!**

**YUPITERU
MVT 7000**
RRP £349.95
200kHz-
1300MHz
Deposit £37.95
12 x £26
**ONLY
£6.00
A WEEK!**

**YUPITERU
MVT 7100**
RRP £419.95
All mode
1kHz-1650MHz
Deposit £41.95
12 x £31.50
**ONLY
£7.27
A WEEK!**

**AOR
AR2700**
RRP £299
500kHz-
1300MHz
Deposit
£29
12 x £22.50
**ONLY £5.19
A WEEK!**

**AOR
AR8000**
RRP £449
All mode
500kHz-
2036MHz
Deposit £44
12 x £33.75
**ONLY £7.78
A WEEK!**

SCANNER ACCESSORIES

**OPTOELECTRONICS
OPTO-SCOUT V 3.1**
The Scout will capture
and memorise up to
400 frequencies that
can be recalled directly
into the AR-8000.
Supplied with antenna, Nicads
& Charger. RRP **£399**

OPTO 3300
• 1MHz - 3GHz
• 10 digit ICD
disp
• Supplied c/w ant
Nicads & charger.
£159.95

**Scanmaster
SP55**
Boast reception of
your Base/Handheld
scanner with this
state of the art pre-
amplifier.
• 25-1500MHz
• Variable gain. **£69.95**

**NEW OPTO-
CUB**
Pocket sized
frequency count
covers 10MHz-
2.8GHz. It had a
digital filter that
reduces false counts.
RRP **£139**

SHORTWAVE - WORLDWIDE - DX RECEIVERS

**KENWOOD
R5000**
500kHz-30MHz
RRP £1059.95
Deposit £105
24 x £39.75
**ONLY £9.17
A WEEK!**

**LOWE
HF250**
30kHz-30MHz
RRP £799
Deposit £79
18 x £40
**ONLY £9.23
A WEEK!**


**LOWE
HF150**
30kHz-30MHz
RRP £419
Deposit £41
12 x £31.50
**ONLY £7.27
A WEEK!**

**ICOM
R72DC**
100kHz-30MHz
RRP £895
Deposit £89.50
18 x £44.75
**ONLY £10.32
A WEEK!**

**YAESU
FRG100**
500kHz-30MHz
RRP £599
Deposit £59.90
18 x £29.95
**ONLY £6.91
A WEEK!**

COASTAL COMMUNICATIONS

19 CAMBRIDGE RD, CLACTON-ON-SEA ESSEX CO15 3QJ
Monday-Saturday 9am-5pm Wednesday 9am-2pm
Tel: (01255) 474292 Fax: (01255) 476524 **MEETING YOUR
DEMANDS**



Communication Receivers

Looking back, I remember that the first all-transistor communications receivers to appear were the Eddystone EC10 and the Heathkit Mohican. Zenith, another American firm soon followed their valved range of Trans-Oceanic multi-band portables with a transistor version.

The Trans-Oceanic transistorised receiver used a turret tuner and a robust rod antenna. This retracted into the carrying handle when not in use.

Now, 40 years later, transistor sets, especially the early ones, are sought after by collectors. Happy hunting grounds are dumps, car-boot sales, second-hand shops and dealer's trade-ins. You are more likely to find a set with mechanical damage than one with faulty components.

Among the UK makes of transistor portables that I remember seeing for sale and service in the 1960s/70s were Bush, Cossor, Dansette, Decca, Dynatron, Ekco, EverReady, G.E.C., Hacker, Perdio, Philips, Pye, Regentone, Roberts, Stella, Ultra and Vidor. These ranged in size from the personal sets in Fig. 7, to the 'beefy' portables built by Dynatron and Hacker.

Sets Collectable

Each of the sets, displayed in Fig. 7, are collectable because of their age or a special feature. For instance, the 'Signal-601', made in the USSR (left), has a wind-up watch-come-alarm next to the tuning dial.

The Ekco (bottom of Fig. 7) tunes through the medium-wave band and then 'clicks' into a preset 'Light' programme (now BBC Radio 4) on the long wave. A transparent plastic carrier was made for the GEC and the 'SIGNAL' has its case fitted.

Service Points

Now let's look at some service points. And generally speaking transistor portables were reliable and we had very little trouble with components or semiconductors.


Our main service work was replacing control knobs, battery connectors, telescopic and ferrite rod

antennas. We were also kept busy cleaning volume controls and wavechange switches and tracing and resoldering broken joints on printed circuit boards (p.c.b.s.)

Perdio Bath

I remember a Perdio 'Town & Country' that had been dropped in a bath. The hot water had terminated the life of a couple of AF117s and of course written off the batteries.

Other problems were the effect of



soapy water on the volume control track, wave-change switch, tuning mechanism and speaker-cone. However, after a thorough dry out, a good lubrication of the moving parts and a couple of new transistors the set was working again.

I asked the delighted customer if I could see it again in a month. This I did and found corrosion building up under the output transistors' heat-sinks and under resistances and capacitors that were tight on the p.c.b. This meant more cleaning, but we won in the end!

Hissing Driver

A few sets came in with a low 'hissing' noise which proved to be the OC81D driver. One Roberts R200 had unstable whistles which we traced to an open circuit ferrite rod coil, bottom left in Fig. 5.

Each time the owner changed the battery the coil winding was rubbed which eventually caused the wire to break. After undoing a few turns, the break was found and the wire resoldered to the coil's terminal post.

Common Complaint

The day after one very hot Bank Holiday Monday we had several good quality portables in with a common complaint. "It's dead". Also our radio battery sales were well above normal.

By midday when we began looking at these particular sets some were working normally. However, a word with the owners revealed that their respective sets had been exposed to the hot sun on a picnic, on a windowsill and on the rear parcel shelf of a car.


I think that most of the battery sales were also due to the heat. This was because when people found their sets not working they automatically purchased new batteries. This got it going again because a good 'pulse' from a new battery switched on the transistors that the excessive heat had turned off.

Lightning Strike

One Philips set was standing unused in a kitchen during a thunder storm and a nearby lightning strike destroyed the front-end transistor. (This used to be quite a problem with car radio receivers with OC44 transistors, as I know to my cost! Editor).

'Thin' sets with large centre tuning knobs can be a problem when they fall forward on their face. I have known such a 'fall' to damage the tuning capacitor's shaft and vanes.

If there is plenty of 'mush' coming from the speaker but the station sensitivity seems poor, touch the ferrite rod coils. An increase in performance means that the position of the coil needs adjusting on the rod.



Move the coil carefully until there is good reception and then secure it with wax or tape in the correct position. Finally, if a set is generally weak, try a new detector diode, I've known this to work wonders.

Have fun repairing any older transistor radio you find. With a little care and attention they'll last you many years.

PW

Fig. 4: An early Roberts Radio transistor portable. They are very collectable and in 1994 Roberts Radio introduced a modern 'Collector's Reproduction'...but not at 1950s prices!

Fig. 5: Inside view of the Roberts Radio receiver. The metal bracket on the left (with spring clip immediately underneath the top of casing) held the large battery in place (see text).

Fig. 6: Inside view of a Dansette 'Herald' receiver. These used the Mullard AF117 transistor (see text) and incorporated a two-chassis design.

Fig. 7: Collectable transistor receivers. (Left) the Russian-made 'Signal 601' with wind-up watch type alarm. The Ekco (bottom) tunes through the medium wave band and 'clicks' into a preset 'Light' programme on the long waves (now BBC Radio 4).



RST PHONE 0181 684 1166 **LANGREX SUPPLIES LTD** **DISTRIBUTORS OF ELECTRONIC VALVES TUBES AND SEMICONDUCTORS AND I.C.S.** **0181 684 3056**

1 MAYO ROAD • CROYDON • SURREY CR0 2QP
24 HOUR EXPRESS MAIL ORDER SERVICE ON STOCK ITEMS

AZ31	5.00	EL91	3.00	PVS00A	4.00	6BA7	5.00	6SJ7	3.00
CL33	10.00	EL95	2.00	PY800	1.50	6BE6	1.50	6SK7	3.00
DY86/7	1.50	EL360	18.50	PY801	1.50	6BH6	2.50	6SL7GT	4.50
E88CC Mull	8.50	EL509	12.00	QOV02-6	12.00	6BU6	2.25	6SN7GT	4.50
E180F	3.50	EM34	15.00	QOV03-10	5.00	6BN6	2.00	6SS7	3.00
E810F	22.00	EM81	4.00	QOV03-20A	15.00	6BG7A	3.50	6UBA	1.50
EAB80	2.00	EM84	4.00	QOV06-40A Mull	30.00	6BR7	6.00	6V6GT	4.25
EB91	1.50	EM87	4.00	QOV03-12	8.00	6BR8A	4.00	6X4	3.00
EBF80	1.50	EN91 Mull	7.50	U19	10.00	6BS7	4.50	6XSGT	2.50
EBF89	1.50	EY86	1.75	UAB80	1.50	6BW6	4.50	12AT7	3.00
EBL31	15.00	EY88	1.75	UBF89	1.50	6BW7	1.50	12AU7	3.00
ECC33	7.50	EZ80	3.50	UCH42	4.00	6C4	2.00	12AX7 GE	7.00
ECC35	7.50	EZ81	3.50	UCH81	2.50	6C6	5.00	12BA6	2.50
ECC81	3.00	GY501	3.00	UCL82	2.00	6CB6A	3.00	12BE5	2.50
ECC82	3.00	GZ32 Mull	8.50	UCL83	3.00	6CD6GA	5.00	12BH7A GE	7.50
ECC83	3.50	GZ33	6.00	UF89	4.00	6CL6	3.75	12BY7A GE	7.00
ECC85	3.50	GZ34 Mull	15.00	UL41	12.00	6CG7	7.50	12E1	15.00
ECC88 Mull	6.00	GZ37	6.00	UL84	3.50	6CH6	5.00	12HG7 12GN7	6.50
ECC91	2.00	KT61	10.00	UY41	4.00	6CW4	8.00	30P1/2	1.50
EGF80	1.50	KT66 China	10.00	UY85	2.25	6D6	6.00	30P19	2.50
EGH35	3.50	KT88 China	12.00	VR105/30	2.50	6D05 GE	17.50	300B(PR)	110.00
ECH42	3.50	N78	9.00	VR150/30	2.50	6DQ6B	12.50	57ZB	70.00
ECH81	3.00	OA2	2.70	Z759	25.00	6E48	3.50	805	50.00
ECL80	1.50	OB2	2.70	Z803U	25.00	6EH5	1.85	807	5.75
ECL82	3.50	OC3	2.50	2D21	3.50	6F6	3.50	811A	18.50
ECL83	3.50	OD3	2.50	3B28	20.00	6FQ7	7.50	812A	65.00
ECL86 Mull	3.50	PCF80	2.00	4CX250B STC	55.00	6GK6	4.00	813	27.50
ECL800	25.00	PCF82	1.50	5K4GY	6.00	6H6	3.00	833A	85.00
EF37A	3.50	PCF86	2.50	5U4G	5.75	6HS6	4.95	866A	25.00
EF39	2.75	PCF801	2.50	5V4G	4.00	6J5	3.00	872A	20.00
EF40	5.00	PCF802	2.50	5Y3GT	2.50	6J6	3.00	931A	25.00
EF41	3.50	PCL82	2.00	5Z3	4.00	6J7	4.00	2050A GE	12.50
EF42	4.50	PCL83	3.00	5Z4GT	2.50	6J86A GE	19.00	5751	6.00
EF80	1.50	PCL84	2.00	6AH6	4.00	6JSGC	20.00	5763	10.00
EF85	1.50	PCL85	2.50	6AK5	1.50	6JSGC	20.00	5814A	5.00
EF86	10.00	PCL86	2.50	6AL5	1.00	6JSGC GE	20.00	5842	12.00
EF91	2.00	PCL805	2.50	6AM6	2.00	6K6GT	3.00	6080	7.50
EF92	2.00	PD500	6.00	6AN5	5.00	6K7	4.00	6146B GE	15.00
EF183	2.00	PL36	2.50	6AN8A	4.50	6K8	4.00	6550A GE	20.00
EF184	2.00	PL81	1.75	6AQ5	3.25	6L6G	10.00	6883B GE	16.00
EL32	2.50	PL82	1.50	6AR5	25.00	6L6GCSYL	12.50	7025 GE	7.00
EL33	10.00	PL83	2.50	6AS6	3.00	6L6G Siemens	7.50	7027A GE	20.00
EL34 Siemens	8.00	PL84	2.00	6ASTG	9.50	6L6G GE	12.50	7199	12.00
EL36	4.00	PL504	2.50	6AT6	2.00	6L7	3.50	7360	25.00
ELL80	25.00	PL508	5.50	6AUSGT	5.00	6LQ6/6JEGC	20.00	7581A	15.00
EL41	3.50	PL509	6.00	6AU6	2.50	6Q7	4.00	7586	15.00
EL81	3.00	PL519	6.00	6AW8A	4.00	6RHHB/6KN8	12.00	7587	23.00
EL84	2.25	PL802	4.00	6B7	4.00	6SA7	3.00	7808	15.00
EL84 Mull	6.00	PY81	2.00	6B8	4.00	6SC7	3.00		
EL86	2.75	PY88	2.00	6BA6	1.50	6SG7	2.50		

Prices correct when going to press

OPEN TO CALLERS MON-FRI 9AM - 4PM. CLOSED SATURDAY
 QUOTATIONS FOR ANY TYPES NOT LISTED.
 OVER 6000 TYPES AVAILABLE FROM STOCK.
 OBSOLETE ITEMS A SPECIALITY.
 TERMS C W O / VISA / ACCESS

P&P 1-3 VALVES £2.00, 4-6 VALVES £3.00 ADD 17.5% VAT TO TOTAL INC P+P

The SHORTWAVESHOP

YAESU **KENWOOD COMMUNICATIONS CENTRE** **ICOM**

The Shortwave Shop is the Kenwood main dealer for the South Coast. We are also authorised dealers for Yaesu & Icom equipment, and we supply all major brands of new & used communications equipment.

Novice - Amateur - SWL - Airband - CB - Marine

18 FAIRMILE ROAD, CHRISTCHURCH, DORSET BH23 2LJ
PHONE/FAX 01202 490099 • MOBILE 0836-246955
 G3XAS G0LOW G6DUN 2E1CCB
Inc. Southern Scanning & Shortwave and South Coast CB Supplies
 2 MILES FROM BOURNEMOUTH INTERNATIONAL AIRPORT. JUNCTION ON A338
FORECOURT PARKING FOR DISABLED

Telephone
Lynn Smith
 for all your
 advertising
 queries on



01202 659920

The CW Centre!®

NEW! Shirt pocket sized uprocessor based **Morse Tutor** - take them anywhere! Multiple operating modes for the beginner through to the advanced student:

- Random** code generator, select letter groups, numbers or mixed.
- Interactive.** You tell the tutor when to send another character or repeat.
- Crib Sheet.** Check your accuracy against the supplied crib sheet.
- QSO.** A never ending supply of different simulated 2 way contacts.
- QSO Crib Sheet,** similar to mode 3.
- Random Word generator.** Earphone output & requiring PP3 battery. Speed selectable from 3 to 23 wpm (in 2 wpm steps) in all modes, except interactive.

All prices include VAT. Carriage 1.75 extra charged extra on all items
 Join our mailing list for latest news!

G3TUX
The QRP Component Company
7 Kings Road, 88 Haslemere, Surrey GU27 2RF
Tel: 01428 641771 Fax: 01428 661794

READ BARCODES FOR £19.00

HEWLETT PACKARD HP71B
 As easy to use as a calculator but as powerful as a computer.

BARCODE READER
 Smart wand

- Automatically recognises and decodes all major bar-code standards.

NEW LOWER PRICE

- A powerful set of basic functions, statements, and operators - over 230 in all - many larger computers don't have a set of basic instructions this complete.
- Advanced statistics functions enabling computations on up to 15 independent variables.
- Recursive subprograms and user defined functions.
- An advanced internal file system for storing programs and data - the HP71 has continuous memory - when you turn the computer off it retains programs and data.
- A keyboard that can be easily customised for your specific application.
- HP-1L Interface pre-installed to create a system that can print, plot, store, retrieve and display information. Control or read instruments or speak to other computers, 5000 bytes/sec. Built in ROM includes 46 separate commands. Interface to HP-1L, HP-1B, RS232C, GPIO or series 80. Includes connection cables.

These are second user systems ex NHS are fully tested and working but have no programming. (THAT IS UP TO YOU)

Complete kit of HP71B, Bar-code reader, Memory Module and power supply **£19.00 + VAT**

We accept Access and Barclaycard (Currently selling in USA for > \$500)
 (Prices exclude VAT please add at 17.5%) (Delivery 7 days £5.00 for UK)

INTERCONNECTIONS LTD
 Unit 51, InShops, Wellington Centre, Aldershot, Hants GU11 5DB
 Tel: (01252) 341900 Fax: (01293) 822786

ELECTRONICS VALVES & SEMICONDUCTORS

Phone for a
most courteous quotation
081-743 0899
Fax: 081-749 3934

We are one of the largest stockists of valves etc, in the U.K.
COLOMOR (ELECTRONICS) LTD.

170 GOLDHAWK ROAD
LONDON W12 8HJ



THE VINTAGE WIRELESS LISTING

Published regularly, containing 100s of out of print, old and collectible wireless and TV books and magazines, and now incorporating 'The Vintage Hardware List' that contains for sale - vintage domestic radios, communications receivers, audio equipment, valves, vintage components, etc. Send six 1st class stamps for current catalogue or £3.75 for the next four catalogues.

NEW BOOKS

Eddystone Communications Receiver Data 1950-1970. A facsimile reprint of the circuit diagrams, general descriptions and some service notes for sets from 1950-1970. 50 pages. £9.50 incl. p+p.

Radar, P. S. Hall (et al.) An absorbing and informative study by authors from The Royal Military College of Science. Covers the origin and development and operation of military radar from Chain Home to Patriot, etc. Numerous photos and illustrations of equipment and its principles of operation. 170pp. Published by Brassey's Weapon Technology series at £25. Our price **£12.50** p+p £2.50.

Janes Radar and Electronic Warfare Systems 1990 - 1991. A vast volume (2nd Edition). Giving technical details of the world's radar systems, electronic warfare equipment, electronic counter measures, (ECM). Ground, naval and airborne. Brand new. Published at over £100. Special offer **£35** + £5 postage. (Overseas postage extra).

Jane's Radar and Electronic Warfare Systems 1990 - 1991. A vast volume (2nd Edition). Giving technical details of the world's radar systems, electronic warfare equipment, electronic counter measures (ECM). Ground, naval and airborne. Brand new. Published at over £100. Special offer **£35**, p+p £5. (overseas postage extra).

Chevet Supplies Limited

Dept PW, 157 Dickson Road, Blackpool FY1 2EU
Phone: 01253 751858 Fax: 01253 302979



From The U.K.

Tel: 001-203-666-6227

Fax: 001-203-667-3561



LENTINI COMMUNICATIONS, INC.

AMATEUR • SHORTWAVE • SCANNERS • COMMERCIAL
TWO-WAY • MARINE

DAILY EXPORT TO THE U.K.

YAESU, KENWOOD, ICOM, STANDARD, ALINCO

Martin Cook, N1FOC/GOTPO Sales

21 Garfield Street, Newington, Connecticut 06111-2834 U.S.A.

Visa & Mastercard Accepted

AFFORDABLE PACKET

COMMODORE 64/128...ATARI ST...IBM COMPATIBLE PC...SPECTRUM

It is now possible to use the above computers to run Packet Radio with an outlay of much less than £100!!

Commodore, PC and Spectrum systems allow HF and VHF working, while the Atari system only offers VHF. PMS facilities are available on the Commodore, and the Spectrum if a microdrive is fitted. Digipeating facilities are offered on all versions. The Spectrum modem can also be supplied with a centronics printer port. We supply a fully tested modem, with a free copy of suitable software.

Commodore 64, Atari ST and PC Modems **£55.00**
Baycom Agency

Spectrum Modem **£75.00**

Spectrum Modem with printer port **£85.00**

S.A.E. for details. **£4.50 Post & Packing**

J.B.P. ELECTRONICS LTD.

Unit 45, Meadowmill Estate, Dixon Street,
Kidderminster DY10 1HH Tel: (01562) 753893



G6XBH G1RAS G8UUS

VISIT YOUR LOCAL EMPORIUM

Large selection of New/Used Equipment on Show

AGENTS FOR: YAESU • ICOM • KENWOOD • ALINCO
Accessories, ReVex/Diamond range of SWR/PWR, Adinco Mics,
Mutek products, Barenco equipment, MFJ products.

WE SPECIALISE IN ALL TYPES OF PLUGS, ADP, ETC

★ ERA Microreader & BPS4 Filter, SEM Products ★

★ Full range of Scanning Receivers ★

AERIALS, Tonna, Maspro, plus full range of base/mobile antennas.

BRING YOUR S/H EQUIPMENT IN FOR SALE

JUST GIVE US A RING

Radio Amateur Supplies

3 Farndon Green, Wollaton Park, Nottingham NG8 1DU
Off Ring Rd., between A52 (Derby Road) & A609 (Ilkeston Road)
Monday: CLOSED. Tuesday-Friday 9.00am to 5.00pm. Saturday 9am to 4pm

G6XBH G1RAS G8UUS Tel: 0115-928 0267

NEW QRP KITS... COMPLETE WITH ALL THE BITS!

NEW 5 WATT CW TCVR FOR 80

An enhanced version of the popular DTR3. Covering 3.5-3.6MHz and rated at a full 5 watts output, the rig features the new Jackson tuning control, a very stable VFO and a 7 pole filter at the PA output. The DTR3-5 is available fully built and air-tested for £162 (including carriage) or in kit form at £101.80.

80W ATU/SWR METER

Available as kit or ready built.

Build your own gear at a fraction of the cost!
Low power transceiver. ATUs. SWR/PWR
meters. Rxs. Step-by-step instructions, high
quality components, boards, hardware.
Personal satisfaction guaranteed!



Send SAE for brochure or call Alan G4DVW on 0115 938 2509

LAKE ELECTRONICS 7 Middleton Close, Nuthall
Nottingham NG16 1BX.
(Callers by appointment only)



R.F. ASS. spare RF units for RA.17 Rx & MkII with valves etc. £28 also spare cal units.
£12.50. FREQ CONV Racal RA.70 100Kc I/P 14Kc O/P with valves mains, can be mod
for other freq 19" panel with circ. £27. OSC ASS Marconi 30c/s to 550Kc direct cal with
var O/P mains tested with circ small unit. £32. RADIO KIT with Sornco CM632 68/88
Mc/s boot mt with con Bx spk, mike Ae etc. inc info F.M. 10 watt, 12 chan with some
xtals & info clean cond. £48. U.H.F. T/Rx type ARC-52 225/400 Mo/s in 1DCKc steps for
24v I/P with control box & info. £85. T.S. DATA & RTTY by Trend see list. £65 pair.
UPX-61FF ground interrag units T/Rx pulse nom freq/Gz crystal cont for 115v 50c/s
with valves & circ. £85. SABRE BEACONS Mk.5 Distress Beacons 243 & 282.2 two way
RT req 12v no acc. £28 per pair. CHASSIS ASS spares for C42 Tx P.A. Driver & Rx front
end plus Xtal Cal with valves. £28. TRANS new 240v to 6.3v ct 12 amp. £12.50 Audio
O/P for push pull EL91 4 watt sec 15/4 ohm C core new. £12.50 2 for £20. COUPLERS
spindle 1/2" flex insul new 10 for £6.50. BNC LEADS 50 ohm 8ft 2 for £4.50. PUMPS water
fluid 115v 60c 60 watt 50 Lt min 1/2" BSP new. £48. AIRCRAFT EMERG T/Rx small unit
nom 243 Megs 24v with 19 valves for 24v I/P AM about 4 watts. £28. CAPS special
Photo Flash type 215 Uf at 2.5v PK rapid discharge size 8x4x10". £25.

ABOVE PRICES ARE INCLUSIVE. GOODS EX EQUIP UNLESS STATED NEW.

2 X 25p stamps for list 60

A. H. SUPPLIES

Unit 12, Bankside Wks, Darnall Road, Sheffield S9 5HA
Tel: 0114-244 4278

J. BIRKETT

SUPPLIERS OF ELECTRONIC COMPONENTS


BRAND NEW SURPLUS METERS 6cm round 500uA, 6cm square S/level meter
1mA, 8cm round meters 500uA, 100mA, 25 volt, 50 volt, 8cm Square 250mA,
500mA, 7.5 volt AC all at £3.50 each, 8cm round 250 amp with shunt @ £7.50.
SMALL AIRCRAFT UHF TRANSCIVER TYPE M6 with 18 valves, 2 channel 24 volt,
Rotary Transformer. No info. @ £18.50 (P&P £4).
FERRITE RODS 7x1/2" @ £1.50, 6x1/2" with coils @ £1.50.
CRYSTALS type 10xAJ 500kHz, 600kHz, 1MHz all at £1.50 each.
SPECIAL HIGH VOLTAGE CAPACITORS 0.01uf 7.5kV @ £1.00.
EX-EQUIPMENT AMPHENOL CO-AX RELAY VHF-UHF 24 volt @ £5.
UHF POWER AMPLIFIER MODULE with R.F. Power Block Mitsubishi M67701, Pin Tx-Rx Switch etc. @ £10 (P&P
£2.50).
AIRCRAFT INSTRUMENT FREQUENCY METER 300 to 500cy @ £1.50, Ferranti Diode 400 PIV 30 amp @ £1.50.
AIRCRAFT TRANSMITTER TYPE MARCONI M6400MA with valves QQV06-40A, 6AK5, EF91, 5686, 24 volt Co-Ax
relay 20 channel, 20 crystals @ £13.50 (P&P £6.50).
TOROIDAL TRANSFORMER 240 volt input 18-0-18 volt 4 1/2 amp out @ £10 (P&P £3.50).
ALTIMETERS EX VICTOR etc., Electrical operation only, for display purpose @ £15 (P&P £3).
CONTROL UNIT FOR AIRCRAFT TRANSCIVER PT170 @ £10, GREEN SATIN INDICATOR UNIT EX-AIRCRAFT @
£15 (P&P £7.50).
EX-AIRCRAFT 10 CHANNEL VHF TRANSCIVER type 1985 series with 21 valves, 10 crystals, 24 volt Dynamotor
etc. with some info. @ £30 (P&P £8.50).
1000pF 500v.w. TUBULAR CERAMICS @ 10 for 60p.
ACCESS, SWITCH and BARCLAYCARD accepted. P&P £1 under £10. Over Free, unless otherwise stated.
C.M. HOWES KITS. Available by post and for callers.



25 The Strait
Lincoln LN2 1JF
Tel: 01522 520767
Partners J.H. Birkett
J.L. Birkett

Valve & Vintage

By Ben Nock G4BXD



Ben Nock G4BXD is looking after the specialist valved and vintage amateur radio and military equipment department in PW's 'wireless shop' this month.

It's my turn to look after the 'shop' this month and here I am again with a few items of Valve & Vintage memories. And I'm pleased to say I've received lots of letters from readers which has proved that a real interest in this era of radio sets does exist and it's nice to see this trend increasing.

All too often these days, the rig in use at the other end of the QSO is a nondescript, faceless plastic item, with a serial number as unique as a bag of pegs! As the last 'number' I remember was on a rig in the 1970s I usually have no idea what the rig is the nice gentleman is using when they quote them over the air to me!

Real Radio

A letter from **Eddy Swynar VE3CUI**, gave me the phrase "Real Radio Still Glows in The Dark". I think it's a lovely sentiment.

Eddy still uses the great AR88LF receiver, along with its predecessor the AR77. They're used in conjunction with an E F Johnson Ranger 1 transmitter.

Nearly everyone will know of the AR88, but perhaps a little less well known is the AR77 receiver. I think you can see the family resemblance from the photograph in **Fig. 1**, the lines of the AR88 closely follow those of the AR77.

The AR77 was produced around 1940 to 1941 at an original price of \$139.50 (probably about £35 at that time if my grandma is right). The 10 valved set covers 540kHz to 31MHz, has a crystal filter and bandspread coverage of the amateur bands.

The AR77 is slightly smaller than the AR88 but seems just as heavy! This weight problem is

probably the main thing stopping a lot of us from having one of these sets in the shack. Let's face it, with modern building techniques, most bedroom floors wouldn't stand the weight.

The R1155 Receiver

Ken Hutley G0VDP, wrote to ask if there was any interest in the R1155 these days. Again, this is one of the old sets that many people know about.

Many of us, myself included, had the R1155 as their first 'communications' receiver. I had my first one in 1967, complete with p.s.u.

My 1155 took pride of place in my shack and was aptly named the 'BBC' (Ben's Broadcasting Company). This R1155 was in use for many years and gave sterling service.

Today there are still many 1155s in use. As a general receiving set they are quite good. The 14MHz band is a bit crowded but 7MHz is usable, as is 3.5MHz. If you have the L or N versions of the 1155 then you'll also be able to receive 1.8MHz.

In all there were some ten versions of the 1155 receiver, and

13 of the associated transmitter, the T1154. The differences being frequency coverage (as already briefly mentioned) and in the cases which were of steel or aluminium, and the odd radar suppression coils.

As far as modifications go, this is something that is inherently abhorrent to the serious collector. But in reality, the R1155 needs little to make it usable.

A power supply with an a.f. output stage is needed. The R1155, as it is, has no a.f. power output stage, just a low power stage designed to drive headphones.

Practical reminder: One note to remember here, is that the h.t. negative line on the 1155 **does not go direct to the chassis**, but has a resistor to the chassis to 'hold off' and produce negative biasing voltages (with respect to the chassis).

South Africa

Karl Langer ZR1AAP, wrote to me from South Africa and said how difficult it was to get parts, accessories and circuits for wartime sets out in Cape Town. He has a very nice collection

Fig. 1: The AR77 receiver (see text).



himself, and also assists with the South African National Museum of Military History in Johannesburg and the South African Air Force in Cape Town with their collection of military communications gear.

The Cape Museum hopes to have a fully working vintage shack soon, equipped with Second World War gear. They plan to enable visiting radio amateurs to operate, using the callsign ZS1MUS. (I might add that I would be most interested in operating that station myself, hint hint!).

Karl kindly sent me a copy of the September 1944 edition of *QST* magazine, which detailed the US Army Signals Corps and some of the equipment in use at that time. Particular mention is made of the SCR-300, a development of the SCR-194, the first walkie-talkie as such, later copied and called the WS No. 31 here in the UK.

The SCR-300, **Fig. 2**, was a wartime marvel, with 18 valves, f.m. and 1W output. The complete unit weighed just 35lbs with batteries. (The set illustrated is the British version).

Design work started in Autumn of 1941, with the first model completed in early 1942, with large scale production commencing in spring of 1943. This set, apparently, played a great part in the United States' beach landings at Anzio in Italy.

Modification Confession

Having just moaned about modifications to vintage equipment, I now have to provide a confession to doing just that to a 19 Set recently! I must quickly add though, in my own defence, that this particular 19 Set was a bit rough, as 'collectability' goes. The 'B' set had gone and the front panel was poor, someone having 'Lettrasetted' it.

I replaced most of the capacitors as a matter of course. The 50 year-old waxed paper capacitors don't like 500V nowadays!

There was plenty of room for a mains p.s.u. for the 19 Set where the 'B' section had been. The major modification though was to replace one of the i.f. transformers with a mechanical filter.

For the replacement I used the KW Vespa unit (a 455kHz unit with a bandwidth of

2.1kHz). As the 19 Set was 465kHz this meant a slight readjustment of the oscillator and the remaining i.f. transformers.

The 19's response is now far better on the crowded 3.5MHz band when I'm attempting to have an a.m. QSO. The 'splatter' from nearby s.s.b. stations is now greatly reduced.

With the replacement filter, see **Fig. 3**, the s.s.b. reception has of course greatly improved. But I'm still deciding whether to use the Vespa crystals for the b.f.o. circuit on the 19 Set.

Stabilising Circuits

Further additions were aimed at stabilising the h.t. going to the local oscillator (l.o.) and b.f.o. circuits. Fortunately, there are easy ways to provide stabilisation.

Fortunately, Maplins advertise a range of 200V Zener diodes rated at 5W. And, in conjunction with a 10kΩ 'dropper' resistor (from the h.t. to the original b.f.o. h.t. resistor, the 200V Zener goes between the junction and ground.

The l.o. needs about 7.5kΩ from the h.t. to the existing resistor. So, I suggest you use a 4.7kΩ and a 3.3kΩ in series, the zener again going from this new junction to ground. (This modification reduced the chirp on c.w., which was a result of the h.t. dropping when the p.a. stage starts up).

Following the modifications, I now have a 19 Set that can be easily used on 3.5MHz c.w. with quite good results. However, please bear in mind that I would (of course) never consider 'butchering' a particularly fine specimen.

Finally, I carried out some finishing touches. I sprayed the case and front panel in what can only be called 'desert camouflage' (a dual sandy shade) something it never would have had, which does give it a surprisingly modern appearance, as in **Fig. 4**.

Bedford QLR Group

The photograph, **Fig. 5**, shows a group I met at the 1995 Bletchley Park rally. The Bedford QLR Group is an independent group of guys portraying a 1944 unit of the Royal Corps Of Signals as faithfully as possible.

Pictured (left to right) are Phil Webb G0KUE, Jeff

Flanagan G7NMO and Ted Butler G0JJQ with their Bedford QL radio truck and some of their equipment. They certainly put on a good demonstration, very original. Keep up the good work lads! Phil G0KUE, can be contacted on 0181-682 1163, if you are interested in helping out in any way, donating equipment or time.

Time To Close

Well, that's it for now, I can hear the fat lady singing, so it's time to close the shop. Don't forget that I would be pleased to hear from any readers on topics of military and amateur vintage equipment. Photographs are always welcome.

I can be contacted on packet via GB7BBS.#28.GBR.EU or by post at 62 Cobden Street, Kidderminster, Worcestershire DY11 6RP. And remember "Real Radio Still Glows in The Dark"!



Fig. 2: The British 31 Set, a copy of the American SCR-300.




Fig. 3: New life for a 19 Set. Ben Nock fitted a new narrow filter (marked X on the photograph) when he modernised an otherwise "poor specimen" of the well known British Army transceiver (see text). This transceiver has a built-in power supply.



Fig. 4: Ben's modified 19 set, which he uses for 3.5MHz a.m. operations.

Fig. 5: Keen types! (Left to right) Phil Webb G0KUE, Jeff Flanagan G7NMO, and Ted Butler G0JJQ in front of their preserved Royal Corps of Signals Bedford truck (see text).



Cheerio from Ben, see you next time!

EQUIPMENT

SPECIFICATIONS

This month Ian Poole G3YWX looks at unwanted carrier and sideband suppression.

In any single sideband (s.s.b.) transmitter the unwanted sideband and carrier must be reduced in level as much as possible.

However it's never possible to remove them completely, the remaining levels of these unwanted signals need to be known.

In most radio equipment the unwanted signals are specified in terms of carrier and unwanted sideband suppression. (If the levels of the unwanted signals are too high then they can cause interference to people using adjacent channels as shown in Fig. 1.).




Fig. 1: Unwanted sideband and carrier can cause interference to other stations.

A single sideband (s.s.b.) signal is derived from an ordinary amplitude modulated (a.m.) signal. The process is carried out by various stages in the transmitter where the unwanted portions are removed to leave only the

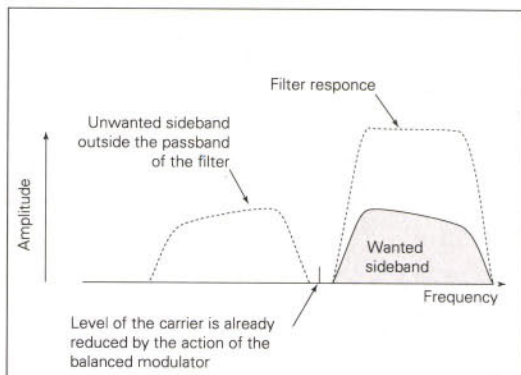


Fig. 3: Action of filter in removing the unwanted sideband and reducing carrier level.

wanted sideband.

The most common way of generating an s.s.b. signal is shown in Fig. 2. Here the output from a crystal oscillator is applied to one input of a balanced mixer and the audio to the other. Being 'balanced' this type of mixer generates only the sum and difference frequencies which in this case are the upper and lower sidebands and the carrier is suppressed.

To remove the unwanted sideband a crystal filter is used. This also serves to reduce the level of the carrier still

further as shown in Fig. 3. Even if another method of generating the single sideband signal is used, then the levels of the unwanted sideband and carrier are still of importance.

Once the basic s.s.b. signal has been generated it's mixed with a local oscillator (l.o.) to convert it to the right frequency. Then it's amplified to bring it up to the required level. There are two main reasons for using s.s.b. The first is that the carrier serves no useful purpose apart from transmitting a reference signal for demodulation.

As the 'reference' can be supplied equally well by the receiver,

transmitting it (the 'carrier') just wastes transmitter power which could be better spent transmitting a signal which will convey the audio, i.e. the sideband.

The second reason for using single sideband is that an a.m.

signal takes up twice the bandwidth of an s.s.b. signal. The second sideband gives no improvement, and without the carrier being transmitted it actually makes proper demodulation more difficult.

In fact the easiest way to demodulate a proper double sideband suppressed carrier (d.s.s.c) signal is to use the receiver filter to remove one of the sidebands and then demodulate it as ordinary s.s.b. As there is no advantage in transmitting the second sideband it can also be removed, leaving a signal which takes up less bandwidth.

If high levels of the carrier and unwanted sideband are transmitted they can overlap other transmissions and cause interference to other stations. In view of this it's necessary to ensure that levels of these unwanted components are kept to an absolute minimum.

To measure the levels of the unwanted components a single audio tone can be applied to the transmitter and its level adjusted to give the full output. Using a spectrum analyser connected to the output through a suitable attenuator the levels of the carrier and unwanted sideband will easily be seen as shown in Fig. 4.

The difference between the level of the wanted sideband and the carrier is the amount of suppression. And as it's a ratio it is expressed in decibels.

The specifications for most sets these days will quote figures of at least 35dB suppression. In other words, the unwanted carrier or sideband will be at least 35dB below the wanted sideband. However, in practice most sets will achieve much higher levels of

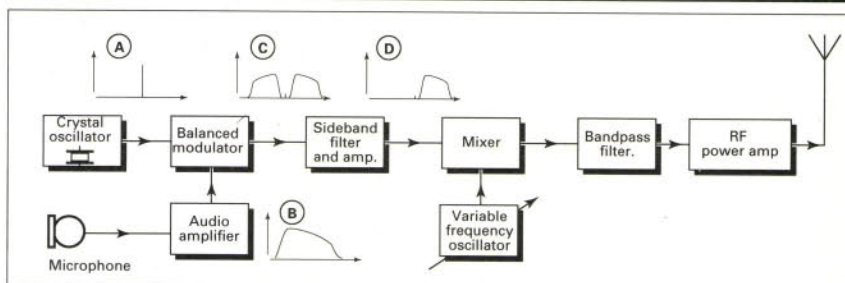


Fig. 2: Block diagram of an s.s.b. transmitter, showing at (a) the carrier, (b) audio, (c) double sideband suppressed carrier and at (d) single sideband signal.

suppression, often reaching 50dB or more.

Before making any measurements of this parameter it's worth bearing in mind that some single sideband transmitters cannot withstand a continuous tone at full power for long. This is particularly true of some of the older sets which used line output valves. **Therefore this measurement usually has to be undertaken quickly,** or the operator's manual consulted to see how long full power can be applied in this way.

That's all for now, next month I'll be taking a look at speech processing. If you have any queries please write to me c/o the Editorial Offices.

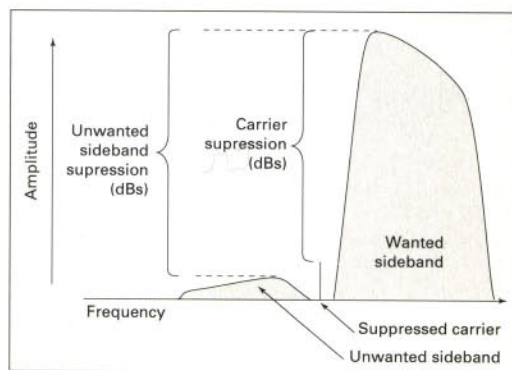


Fig. 4: Measurement of unwanted carrier and sideband levels.

END

VHF REPORT

This month David Butler G4ASR takes a look at the many tropo 'lifts' that occurred last summer on the v.h.f., u.h.f. and s.h.f. bands.

Last month I took a look at tropospheric enhancements and how they effect propagation on all bands from v.h.f. through to s.h.f. However, there's one detail I forgot to mention related to the chart, shown last month, of UK records made via tropospheric propagation.

If you look carefully you'll see that every distance record was made either in June/July or September/October. That's well worth noting if you fancy a spot of DXing from a local hill-top this year!

Tropo conditions during the summer months of 1995 were actually very good, possibly due to the elevated temperatures that we all experienced throughout the UK. Because of this there was much DX to be found via this propagation mode during the period June through to early November.

Best Propagation

For stations located in England and Wales, the best propagation paths during June (and the latter part of May) were towards Scandinavia, northern Scotland and islands situated further north. There were also brief openings on various days in the month to stations in EA, HB, I and SP.

Among the callsigns noted on the 144MHz band were EA1NV and EA1YO in IN73, HB9DFP and HB9RDE in JN37, IK2EAD located in JN45. There were also the Polish stations SP0AFT and SP1E0I in JO73.

The period between June 23-29 was particularly good with many stations working into LA, OZ and SM on both the 144 and 430MHz bands. Some operators, favourably located in JO01 and JO02, managed to work the Faroese stations OY6FRA and OY9JD on the 144MHz band.

John Quarmy G3XDY (JO02) even heard the OY6UHF beacon on the 430MHz band. Propagation also favoured the microwave bands, especially on June 28, when a small number of enthusiasts made contacts deep into Germany on the 2.3 and 5.7GHz bands.

Way up on the 10GHz band **Sam**

Jewell G4DDK (JO02) did well. He made an excellent 900km s.s.b. contact with **SM6ESG** (JO67).

Good July

The good tropo conditions to LA, OZ and SM also continued throughout the first week of July. A bonus during this period was the build-up of propagation deep into Europe allowing contacts also to be made with stations in OE, OK and SP on all bands.

Additionally, the v.h.f. field day contest (covering 70MHz to 1.3GHz) coincided with the excellent propagation. This brought with it of course the potential to work much DX.

One interesting station heard on the 144MHz band was **OE9BGV/M** (JN47). He was being worked by a number of stations in south-east England.


Dave Storrs G8GXP (IO93) made many contacts during this period with stations in OK and SP on the 144MHz, 430MHz and 1.3GHz bands. These included **OK1KIR** (JO70) and **SP6LB/M** (JO70) on the 430MHz band and **OK1DFC/P** (JO60) on the 1.3GHz band.

Propagation was excellent during the latter weeks of July. All bands were open to LA, OZ, SM, HB9, OE, OK and SP yet again.

A number of SM stations were contacted from the UK on the 1.3GHz band. They included **SM5STU/5** (JO78), **SM7ECM** (JO65) and **SM7SCJ** (JO65) and **Keith Hewitt G6DER** (IO93) worked **SM6HYG** (JO58) on the 5.7GHz band.

Openings on the 144MHz band also occurred to Spain, mainly to the north coast region. However, on July 28, around 2200UTC, propagation extended unusually to the IN90 region allowing contacts to be made with **EA5/DJ3MY**, **EA5/DL3MGL** and **EA3KU/5**.

Earlier in the evening, at 1800UTC, the extremely long (but



Some well known v.h.f. DXers. (From left) Michael OE1MCU, Alan GJ4ZUK, David G4ASR, Nick G4KUX and Andy G4PIQ.

often noted) path to the Canary Islands off the coast of Africa opened up. The station of **GW0PZT** (IO73) reported hearing **EB8BTU** (IL18) on 144.280MHz s.s.b. peaking around 52.

The path length between **GW0PZT** and **EB8BTU** is an amazing 2955km! This path, more often than not, exists at some time every year during the period June-August.

The DX pathway generally favours stations on the western side of the UK, from Cornwall up into GW, EI, GI, GD and southern Scotland. Signals are present for an hour or more but are generally very weak, peaking S1-2, with lots of fading.

Into August

Moving on now into the month of August and propagation still remained excellent in most directions. In fact, according to the DX Cluster there was not a single day between August 1-26 when DX over 900km was not reported on the 144MHz band.

Although the best paths were towards Scandinavia, openings also occurred to the east and south of the UK. One particularly good contact on the 144MHz band was between **G4CLA** (IO92) and **OH1CF** (KP00) at 0730UTC on August 19.

A few days earlier, on August 15, the station of **Andy Cooke G4PIQ** (JO01) reported hearing **I2FHW**. Even more unusual was a report from **John Regnault G4SWX** (JO02) who heard the Croatian station **9A2AE**

(JN86) at 0950UTC on August 6.

The Croatian station was only peaking 41 but was quite audible. Around this time the band was open to Austria with **OE/PA3CNX/P**, **OE1XTU/3**, **OE5D**, **OE5EB0/2**, **OE5XDL** and **OE5XXL/2** being worked from eastern UK.

Openings to Spain were also noted during the month, possibly the best occurring on August 12. In Scotland, **David Anderson GM4JJJ** (IO86) heard the **EA1VHF** beacon peaking 539 over a path in excess of 1500km.

The super-tropo path to EA8 also opened up again with **Andy Stafford G4VPM** (IO80) very nearly working **EB8BTU** over a 2705km path.

Never mind Andy, there's always next time! Other UK stations reported working **EA2ARD/MM** (IN93) and **ED4CXM** (IN81) during the same period.

Club Station Active

The club station **7S6AG** was also active on the 144MHz band during August, primarily for meteor scatter. But it was also heard and worked in the UK on a number of occasions via tropo.

Another unusual prefix - **S17GM** - was also worked from the UK later in the month. If you don't know where **S17** or **7S6** are located I suggest you read my previous article about callsigns featured in the December issue!

It appears there was even better DX to be found on the 430MHz band.

During the evening of August 21 the station of **G4FUF** (J001) heard LY2BKH (K005), LY2WR (K024) and UA2FL (K004). Why didn't you hear them? Because they were on c.w. that's why!

The specialist microwave operators were also having fun during the month. At the QTH of **G6DER**, contacts were made with LA/DB1DI/P (J037) on 2.3GHz, OZ2OE (J045) on 3.4GHz and OZ1IPU on the 5.7GHz band.

During the evening of August 11 **G4DDK** was busy operating on the 10GHz band. He worked LA8OJ (J028), OZ1DOQ (J065) and OZ2OE.

September

Compared to the previous three months, propagation during September was not particularly exceptional. Nevertheless the bands were still open on a few occasions to LA, OZ, SM, DL and HB9.

The IARU Region 1 144MHz contest was held at the beginning of the month. It provided an excellent opportunity to work many of those multi-Yagi contest stations that ordinarily would not be available.

October Finest

A two week period during October 1995 saw possibly some of the finest tropo DX worked this year. Propagation was excellent and extended well up into the microwave region.

During the period October 8-15 many operators reported contacts with stations in OE, OK and OM and SP on the 144, 430MHz as well as the 1.3GHz band. On some days during this period the best propagation was to the north-east allowing contacts to be made into LA, OZ and SM.

Later in the month, between October 18-20, the best paths were to the south and south-east of the UK. Contacts on the v.h.f. and higher frequency bands could then be made with stations located in EA, F, HB and I.

With such quantities of DX being worked on the 144MHz band I have had to leave out the run-of-the-mill contacts with stations in OK and SP (!) and only highlight a few of the real DX contacts. Some of the more interesting stations included IK1LGV/P, I2FAK, OE3NHW, OE3VHL/3, OM3LQ, OM7SM and 9A2AE.

Matt Cabban G1WPF (I091) is

fairly active on the 430MHz band but mentions that owing to planning restrictions he is unable to erect fixed antennas. To get round this he operates from his car parked outside the flat with power provided via a mains extension lead.

Matt uses a 5m portable mast which sticks through the car sun roof. Onto this is attached an antenna for the band in use at the time.

Despite the obvious limitations, Matt reports a large amount of DX worked during the lifts in October. In the contest, on October 7-8, he ran 20W into a pair of 19-element F9T Yagis.

A total of 69 QSOs were made, many of which were in central Germany. His best contacts were with OE5XDL (JN78) and OK2KKW (J060). Later in the week, October 12-13, with conditions still extremely good he worked much DX including seven stations in the Czech Republic and OE3EFS/3 (JN78).

At the QTH of **G4FUF** the station of IK2NHL and beacons I2B and I2U. They were all in locator JN45 and were heard on October 19.

The 1.3GHz band was also in fine fettle with **John G3XDY** making numerous s.s.b. QSOs including HB9AMH/P (JN37), HG7B/P, HG5FMV, OE5VRL/5 (JN78), OK2QI/P (J080) and SP6MLK/P (J080).

Record Broken

Interestingly, the 10GHz record (shown in the distance chart last month) made in October 1994 between G4BCH/P and SM6HYG was broken yet again. It occurred during the October 1995 IARU s.h.f. contest when the contest group G0VHF/P (J001PU) contacted OE4DMA/1 (JN87).

The new record increased the UK 10GHz achievement to a distance of 1185km. I wonder if the record will be broken again this year? (The 3000km path between GW-EA8 is definitely possible if only there was the activity!).

Incidentally, the station of **G0VHF** worked three OE stations around 1000km and some OK stations over 800 kilometres. And indeed, a contact with OK1OKL on October 8 may have been a 'first' on the band.

According to the RSGB *Microwave Newsletter*, **Mark Turner G4PCS** was also active during the IARU contest in October. He was one of the operators at the station G4LIP/P operating from the Kent

coast in locator J001.

Conditions were excellent. There was a high pressure weather system to the south-east and a deep inversion layer clearly visible throughout 360°.

Enhanced propagation was observed from 1600UTC on October 7, peaking around 0700UTC on October 8. On the 1.3GHz band **G4LIP/P** worked many stations in F, ON, PA, DL, HB9, OE and OK.

Some stations in Hungary were also contacted, including HG5B/P, HG5FMV and HA5BDJ/7. The latter was at a distance of 1321km.

The excellent propagation also extended to the 10GHz band. The equipment at G4LIP/P consisted of a G3WDG design transverter, a 7W travelling wave tube (t.w.t.) amplifier and a low noise amplifier using a high electron mobility transistor (h.e.m.t.) device.

All the equipment was mounted at the antenna, a 600mm diameter prime focus dish, to eliminate feeder losses. A total of fourteen DL, HB and OE stations were worked on the 10GHz band, distances ranging from 400-900km. Their best DX was OE5VRL/P (JN78) at 973km.

Incidentally, if you're interested in any aspect of microwave building or operation I would thoroughly recommend that you take out a subscription for *The Microwave Newsletter*. It's obtainable from the RSGB, their credit card hotline is (01707) 660888.

November

The first two weeks of November saw a continuance of the excellent tropo conditions. There was a good opening to Spain on November 5-6 with the duct extending into northern England and Scotland.

At the QTH of GM4JJJ the stations of EA1BL and EA1DKV were copied very well with EA1BL peaking 57. The EA1VHF beacon (144.870MHz) was also heard at this time. The station of EA1DKV (IN53) was also heard by David on the 430MHz band for over an hour over the 1506km path.

Paul Tomlinson GW7LHI (I081) reports that he heard the EA6VHF beacon on Ibiza (JM08), peaking 529 during the afternoon of November 5. It faded out after a few hours but returned later in the evening but at much reduced strength. (At 1473km this is not as long as the GM4JJJ-EA1DKV contact but even so is still a very interesting reception). Paul

mentions that at the time the EA1VHF beacon was 30dB over S9 with him with very little fading.

Paul uses an FT225RD with MuTek front-end. This is used in conjunction with a Microwave Modules preamplifier and a 13-element F9FT Yagi fed with 10m of RG213 feeder.

Active In Germany

Reg Woolley GW8VHI, previously an operator at the RAF club station G6RAF, is now active in Germany (J031) using his German call sign DA4RG. He will be particularly active on the 144, 430MHz and 1.3GHz bands and expects to be QRV during the contest in March.

Keen v.h.f. operator Reg also mentions that he is often active from the club station DL0CG on Tuesday evenings from 1800UTC. Reg can normally be found on 144.285MHz running a 4CX250B power amplifier and four 9-element Yagis. He reports that it is easy to work into southern G and GW under flat band conditions.

Deadline Time

Deadline time again! And as usual please send any news (to reach me by the end of the month) to: **Yew Tree Cottage, Lower Maescod, Herefordshire HR2 0HP**.

You can also contact me via packet radio @ GB7MAD, the DX Cluster @ GB7DXC or E-mail via davebu@mdlhr1.igw.bt.co.uk. Alternatively you can telephone me on (01873) 860679.

PS: According to ITU allocations, stations in the block SAA-SMZ and 7SA-7SZ are located in Sweden and that's where SI7GM and 7S6AG were located! See you next month.

END

BITS & BYTES - COMPUTING IN RADIO

Mike Richards G4WNC has news of a personal navigator programme, advice on increasing your hard disk space and starts off with an ideal winter project for your club.

A recent lecture visit to the Bournemouth Radio Club (BRC) reminded me of a fine technique for introducing amateurs to new areas within the hobby. In this particular case they had been systematically working through the digital modes.

One of the great advantages of using BRC's approach is that the members can work together to support each other and learn more quickly. This technique is particularly suitable for the data modes as, other than Packet, most other modes tend to be few and far between.

To get things moving you can also set-up a local Net for the mode in question. In this way those that are unsure of the operating practice and procedures can follow the example set by the others. I generally find that once the ice is broken amateurs quickly gain confidence to work the world using their new found skills.

The Bournemouth Club, having introduced people to packet, their recent efforts have been centred on SSTV using simple computer based systems with JVFAX. They are now turning their attention to FAX again using the popular JVFAX software.

Why not try the technique that the Bournemouth Club use at your club? It would make an ideal winter project as you could start by building your own interface.

You could even extend the idea by linking-up with other local clubs and even running a local contest. If you would like me to publicise your efforts just write or E-mail to the addresses in the column.

Personal Navigator

I tried what is perhaps the ultimate in personal navigation systems. This new system produced by **Softwair Ltd.** of London combines the positional technology of the NavSat GPS system with PC based digital maps. The result is a system that can show you position on a map to an accuracy of 25m!

You will no doubt have realised the value of the 'You are here' maps often found in town centres. Imagine having that at your disposal anywhere in the country. But in addition to just letting you know

where you are, the system reports height, speed and

progress along a preset journey. Future versions of the software will include full route planning facilities as well.

At around £1000 plus a PC the NAVSat system is currently only likely to find its way into the executive and professional markets -

and sectors on the drive and what the computer's BIOS wants to see. It's a problem with this translation process that limits the size of hard disk to just 504Mb.

Even if you add a larger drive, the BIOS will only be able to access 504Mb. To overcome this you need to add some new code to the BIOS. Fortunately this is quite easy and can be done in one of three ways.

The most drastic solution is to

available so it's worth checking with the manufacturers.

If you do have to change the hard disk controller I would recommend going for a modern cached Enhanced IDE (EIDE) unit. In my case, I chose the Promise EIDE-4030 Plus as this includes cache, large disk support and a secondary controller that can be used for IDE tape and CD-ROM systems.

Final advice when choosing your additional drive - try and stick with the same manufacturer as your original drive. This can save all manner of interworking problems.

High Speed Radio Modem

Matthew Phillips of GMSK Data Products has written with details of their latest packet radio modem kit. The VFast 28.8 modem has been developed specifically for use with radio links and uses the GMSK modulation method that has proved so successful with the digital Cellphone network.

In order to maintain compatibility with existing TNCs, the VFast 28.8 employs the standard 20-way header to connect to the TNC. The data rates supported by the modem range from 3600 to 38400bits/s.

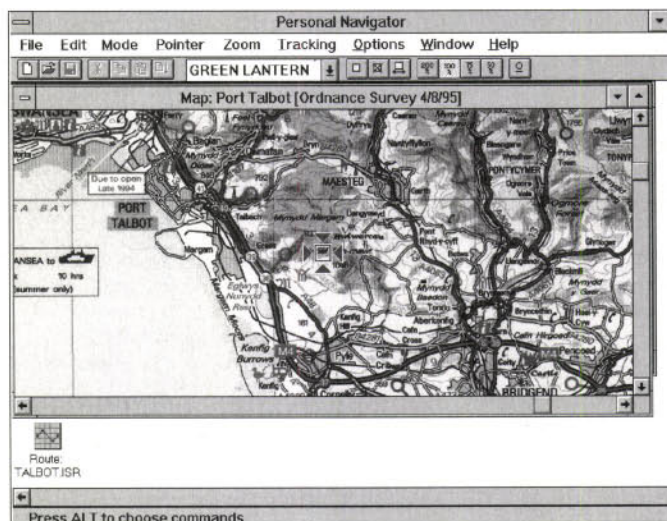
However, achievement of the higher data rates demands both an excellent radio link and specially modified transceivers. As an example, to operate at a 19.2kb/s data rate, your transceiver will require a channel bandwidth of 50kHz and a flat phase and frequency response down to 20Hz.

You'll be pleased to hear that the VFast 28.8 will work successfully with transceivers modified to operate with the G3RUH modem standard. For a very high speed specialist modem the VFast 28.8 is very well priced at just £39 for the kit and £80 ready built.

For more details contact **GMSK Data Products, 80 Colne Road, Halstead, Essex CO9 2HP**, E-mail: matt@nuthatch.dungeon.com If you have Internet access, full technical data on the modem is available from <http://www.dungeon.com/~nuthatch/vfast288.html>

Microcontroller

If you're into fairly advanced home construction you may well be interested in a new publication from



but it's clearly a sign of things to come - especially if the system could be expanded to include traffic flow information. If you'd like more details contact **Softwair Ltd. at Standbrook House, 2-5 Old Bond Street, London W1X 3TB. Tel: 0171-491 8021, FAX: 0171-499 7517.**

Hard Disk Space

If you've got a PC and are thinking about Windows '95 the first problem you're likely to encounter is a lack of hard disk space. With hard disks currently at their lowest prices for a long time it's a good time to think about either changing your existing drive or, more likely, adding another drive.

It's at this point that you can hit a problem with a conflict between Integrated Drive Electronics (IDE) drives and the BIOS on your computer's main board. The important point to realise about IDE drives is that they contain a certain amount of processing power used to perform a translation between the actual number of cylinders, heads

replace the BIOS ROM on your motherboard. However, this is not normally very practical as the BIOS is specific to the chip set used on your board and it's unlikely a suitable upgrade will be available.

The next best option is to use a replacement disk controller board with an updated hard disk BIOS built-in. This new hard disk BIOS takes advantage of the facility to shadow parts of the main BIOS in RAM.

The final solution is to use software to overcome the barrier. This is the weakest solution as the software has to perform some trickery, usually with the first track on the disk, to create the desired effect.

Whilst the result is generally fine, you can run into problems later if you upgrade your operating system. This is because this type of upgrade often overwrites the Master Boot Record (MBR) on the first track.

From all of this the best way to upgrade your system to handle a large hard disk is to add a new or updated hard disk card with enhanced BIOS. If your existing controller is not too old, you may find a ROM upgrade is

**"The overall package is
a must for anyone
thinking of making use
of a microcontroller".**

G4WNC

Polar Electronics called *A Beginners Guide To The Microchip PIC*. This provides a complete beginner's introduction to the Microchip PIC microcontroller.


The microcontroller has great potential in all manner of projects as all the main elements for programmable control are contained in the one chip. With clock rate support up to 20MHz the microcontrollers have immense potential.

As a topical example, the VFast 28.8 modem mentioned elsewhere in this column sports a PIC device. Getting back to the PIC guide. This is a very well presented, spiral bound, book that takes you through all the

main elements of program development with lots of practical examples.

To support the book, a 3.5in disk (IBM PC format) was included with ready prepared examples. The disk also contained a selection of useful tools such as an editor, assembler and simulator.

The overall package is a must for anyone thinking of making use of a microcontroller. The book is available for £19.95 from a number of electronic catalogue outlets, namely: Farnell, Maplin, RS or Rapid. My



thanks go to Polar for supplying the review copy.

Interference Problems

Simon Gilpin has this month provided some useful commentary on a number of computer/radio interference problems. To provide a degree of isolation between the transceiver and the computer interface he has fitted a Maplin 600R 1:1 isolating transformer at the audio end of the interface lead. This provided a significant reduction in general computer hash.

Simon also tried earthing the case of the transformer, but, whilst this gave a further improvement at around 14MHz, the noise was worse at 3.5MHz. Simon reported the same phenomena when using ferrite rings mounted on interconnecting cables. (This may simply be a question of trying to get more turns around the ring). Overall Simon rates the isolation transformer as the single most effective cure.

The next stage is to experiment with an optical interface between the computer and transceiver. Hopefully this will bring the noise down to the levels experienced when the interface lead is unplugged. If you have succeeded in reducing your interference problems, please write and let me know the details so I can pass on your success.

Switch Box

The plea from **Dave Dyngley** that appeared in December's 'Bits & Bytes' has raised a number of letters from readers.

Firstly **Alex Gorden LA0GV/G4TTB** reports having tried a number of options over the years and advises that an important factor to consider is the ability to hear the incoming signal. Ideally this means the data signal needs to be taken from a line output point.

A line output provides a relatively stable signal level that's independent

of the volume control setting. With many rigs this is now available via the multi-pin microphone socket.

In fact, **Ray Parnell G7TKS** has sent in a diagram for a switch box that links to the microphone socket of a Yaesu FT-211 transceiver. If I can find space next month, I'll include the diagram. An alternative is to go for the ready-built switch box produced by MFJ.

Stop Press - UltraPak 4.0

Just as I completed this month's column I heard that Tim Kearsley has released version 4.0 of the UltraPak powerful Windows based TNC control package. I will be shipping the new version with all orders for my special offers disk 3. More information will follow next month.

Special Offers

Here's the full list of reader's offers with all the latest software. Please leave up to two weeks for delivery.

IBM PC Software (1.44Mb disks):

Disk 1 (Order Code DK1) - JVFX 7.0, HAMCOMM 3.0 and WEFAX 3.0

Disk 2 (Order Code DK2) - DSP Starter plus Texas device selection software.

Disk 3 (Order Code DK3) - Ultrapak 2.1 and NuMorse

Disk 4 (Order Code DK4) - Mscan 1.3 and 2.0

Printed Literature:

Beginners Utility Frequency List (Order Code BL)

Complex Signals Utility Frequency List (Order Code AL)

Decode Utility Frequency List (Order Code DL)

FactPack 1 Solving Computer Interference Problems (Order Code FP1)

FactPack 2 Decoding Accessories (Order Code FP2)

FactPack 3 Starting Utility Decoding (Order Code FP3)

FactPack 4 JVFX and HAMCOMM Primer (Order Code FP4)

FactPack 5 On the Air with JVFX and HAMCOMM (Order Code FP5)

FactPack 6 Internet Starter (Order Code FP6).

For the printed literature just send a self addressed sticky label plus 50p per item £1.50 for four, £2.50 for 7 and £3.00 for 9). For software send £1.00 per disk (£1.75 for 2, £2.50 for 3 or £3.00 for all 4) and a self addressed sticky label (don't forget I provide the disk!). If sending a cheque please make it payable to M. Richards.

**That's all from the
'computing in radio' world
this month, so until next
month 'happy computing'
and keep those letters
coming to me Mike Richards
G4WNC, 'Bits & Bytes', PO
Box 1863, Ringwood. Hants
BH24 3ZD. CompuServe
100411,3444; Internet
mike.richards@bbcnc.org.uk**

HF FAR & WIDE

Leighton Smart GWOLBI provides the latest up-date on the h.f. bands in his first column of 1996, which you've helped him to prepare!

Carl Mason GW0VSW has recently lost the shack shown in the photograph due to the arrival of a baby on November 25. It's now a nursery and Carl now operates from the living room while baby Alastair Lewis Mason enjoys the privacy of the shack!



So, here we are at the beginning of a brand new year. And I'm starting this month with some snippets of DX information culled from the RSGB's *DX News Sheet*, which may hopefully provide our DX operators with some comfort during the cold month of January!

Art NN7A and **Mike NG7S** will be active from Turneffe Island between the 3rd and 7th of February, as V31JZ and V31RL respectively. They will be using c.w. for the most part, with a little s.s.b. operation thrown in for good measure.

I read that **5U7AA** is active mainly on 21MHz s.s.b. between 21.255 to 21.270MHz, QSL to HH2M. **Bill KM1E** will be operating as C6AGN in the Bahamas until mid-February, on all bands, but with particular emphasis on 1.8 and 50MHz.

Your Reports

On to your reports now starting with 1.8 and 3.5MHz.

Ted Trowell G2HKU in Kent, reports conditions as not being very good this month. He lists (all c.w.) contacts on 3.5MHz with T77C (San Marino), DJ7MX (Germany) and 3A2MD in Monaco at around 0600UTC.

Regular reporter s.w.l. **David Henry RS-102197/LA236** up in Aberdeen reports reception of SM6DOI (Sweden) OY9ID (Faroe Islands), HB0/HB9AON (Lichtenstein). He also heard 4U1ITU in Geneva, all on 1.8MHz s.s.b. using a Kenwood R-1000 receiver and end-fed wire antenna.

John Heys G3BDQ the 'all wire man' near Hastings lists some of his 1.8MHz c.w. contacts including US7IID (Ukraine) at 2133, RA2FAD (Kalinigrad) at 2004, U3YV (Russia) at 1957, and SV8ZS (Greece) at 2123, using 100W or less into his all wire antennas.

The 7MHz Band

For the 7MHz band reports it's over to new s.w.l. reporter **Geoff Wallis** (ex ZB2R) now who hails from Chippenham in Wiltshire. Geoff, using a Sony ICF 6000W receiver, and an inverted 'V' dipole reports 7MHz s.s.b. reception of PY7IM (Brazil), ZL8AN

(New Zealand) CM8EI (Morocco), W1DN (USA), JA9AA (Japan), FY5YE (French Guiana), and 9G5RR (Ghana) all between 2300 and 0130UTC.

Now it's down to Skewen in West Glamorgan, and **Carl Mason GW0VSW**, see Fig 1. Carl reports he's worked LA6JHA (Norway), at 0755, ZB2AZ (Gibraltar) at 0636, OK2PAY (Czech Republic) at 1743, and TK5MH (Corsica) at 2050, using 100W and a G5RV dipole.

Charlie Blake RS-96034 in Milton Keynes is a '40m' enthusiast. His very long s.s.b. reception report lists: HB9FAD in contact with GOWBT at 0630, TI4CF (Costa Rica) working IK6DI in Italy at 0624, ZL2APW (New Zealand) working OE6MPG at 0619, CP6DA (Bolivia) working EA5YW at 0659, and CX8BBH (Uruguay) in contact with Harry G3DAM at 0607UTC.

Ted G2HKU reports working ZL6KCM at the Communications Museum, Waikanae in New Zealand. He also managed VK3MR (Australia), OY5IPA (Faroe Islands), and EG9A (Alhucemas Island) all at around 0600 with 70W output on c.w.

The 14MHz Band

Once again, the 14MHz band sees the highest level of DX activity. So, I'll start with the regular band report from **Don McLean G3NOF** in Yeovil.

Don says that "14MHz has been open on the long path to Asia at around 0800, and on the short path to the same area at 1400, with African stations heard at around 1700. North and South American stations came in at various times during the day, until the band closed".

For his operations log Don reports s.s.b. contacts with BV8AE (Taiwan) at 0947, J53UAW (Guinea Bissau), AP2JZB (Pakistan) at 1528, VS6DA (Hong Kong) at 1814, PX0UP (Santana Island), XX9KC (Macao) at 1012, (QSL to PO Box 58, Macao), 5H3DC (Tanzania) at 1700, 8R1AK (Guyana) at 0943, and XY1HT (Burma, now renamed the 'Union of Myanmar') at 1410UTC.

Keen 14MHz listener **Gordon Foote G7NCR** in Bristol, using his Howes DcRx 20m receiver and a loft antenna reports conditions as being slightly

better this month. Gordon's s.s.b. loggings include Canadian special event station VX1YX (celebrating 50 years of the UN) working Paul G0VRL at around 1736, WZ1Y (USA) working Jeff GW4KYJ at 2005, YV5EUX (Venezuela) in contact with Fred GW2DDX in Cardiff and Dave G4ABU in Liverpool at around 1900, and ZD8Z (Ascension Island) working G4BCC and 7X2BK (Algeria) at 1800UTC.

Back to the valleys of south-east Wales now, and to the report from **Steve Locke GW0SGL**. This intrepid reporter writes from his hospital bed and offers, (in his own words) 'half a report' after taking his station logbook to hospital with him!!

Steve reports working YC1XUR (Indonesia) QSL via Box 99, Karawang, Indonesia, DU1SAN (Philippines), 4S7RF (Sri Lanka) QSL via 4S7NMR, 0V1ZK (Singapore), V58BG (Brunei), and XU6WV (Cambodia) QSL via Box 2011, GPO, Hong Kong, all on 100W s.s.b.

Editorial note: Hope you're feeling better now Steve. Regards from everyone on the PW team. **G3XFD**.

Chris G0UNJ in Manchester reports TU2DP (Ivory Coast) at 1653, (QSL via K4MQL), Z21CS (Zimbabwe) at 1710, S92YO (Sao Tome) at 1005 plus various US stations. All were worked on 20W s.s.b.

Listener **David Henry RS-102197** reports hearing (on s.s.b.) VP2E (Anguilla), V47NS (St. Kitts Island), and 9U4FM (Burundi), and Carl GW0VCSW hooked up with A71BI (Qatar) at 0950, VK5QQ (Australia) at 1000, LU1CPF (Argentina) at 2012. on s.s.b.

Lastly, **Dave Gosling G0NEZ** in Hemel Hempstead offers a short log indicating his 3W c.w. contacts with OY4AH (Faroe Islands), SV1AOZ (Greece), using a Ten-Tec Corsair rig and a dipole antenna.

The 18 & 21MHz Bands

I'm starting off the 18 and 21MHz band reports this time with **Ted G2HKU**. He reports some excellent c.w. DX here, with 9Q5MRC (Zambia), HK7AAG (Colombia), 9Y4KB (Trinidad) on 18MHz at 1200, and ZS4XJ (S.

Africa), 7Z500 (Saudi Arabia), and FY/DJ0PJ (French Guiana) at 1100 on 21MHz.

New reporter **Richard Evans G0VCW** in Rushden Northamptonshire, sends in a QRP report indicating low power contacts with FS5PL (French St. Martin), VU2TRI (India) and HK4DF (Colombia) on 8W s.s.b., plus CN2EWE (Morocco) on 3W c.w.

John G3BDQ has been busy working PJ8AD (Netherlands Antilles), YC1XUR (Indonesia), 5N3ST (Nigeria), A61AM (United Arab Emirates), H5ANX (Bophutatswana), TU2JL (Ivory Coast), 5R8DS (Madagascar) and 6Y5DA (Jamaica) at around 1400 on 21MHz s.s.b.

The 28MHz Band

The 28MHz bands reports round up this month. Firstly there's a report from **Graham Rogers VK6RO** in Ferndale, Western Australia, who is a specialist in 24 & 28MHz DXing.

Graham reports some excellent 28MHz f.m. contacts with BV2NT (Taiwan) at 0921, IK2WRV (Italy) at 0729, JH3MKP (Japan) at 0332, 3V8BB (Tunisia) at 1057, DL6NB (Germany) at 0933, G0KPU (England) at 0754, and HS0ZBI (Thailand) at 1014 from his huge log.

Finally, there's **Don G3NOF** who says he hooked up with FH5CB (Mayotte Island) at 1246, ZS50A (South Africa) QSL via WA3HUP, 9J2FR (Zambia) at 2.41, and A47RS (Sultanate of Oman) at 2145. Both reports indicating that 'Ten' is rising from the dead at last!

Signing Off

Well, that's it, time to be signing off. Once again, my grateful thanks to our reporters for the vast amount of input received. I'm afraid that due to space limitations I have to be very selective, but always try to feature everyone in the column.

As usual, reports by the 15th of each month to: **Leighton Smart GWOLBI, 33 Nant Gwyn, Trelewis, Mid-Glamorgan, Wales CF46 6DB. Tel: (01443) 411459.**

BROADCAST

ROUND-UP

Peter Shore has news of a new radio from Grundig as well as all the latest programming schedules.

The New Year has brought with it some new radio sets. Three models from Grundig have recently arrived on my desk, and I will be looking at them in turn over the next couple of months.

To tempt you now, there is a pocket-size digitally-tuned travel receiver, the Yacht Boy 320. It has medium wave and f.m., with (stereo through) headphones, and two short wave bands offering between them continuous coverage from 2.30 to 7.40MHz, and from 9.40 to 26.10MHz.

The 320 has an easy-to-read liquid crystal digital display that shows clock time when the radio is switched off, and the frequency in MegaHertz when the radio is on. This can be illuminated by holding a button on the well laid out keypad.

Five memories are available on each of the 320's four wave bands, and there is an alarm for automatic switch-on with the option of a buzzer instead of radio sound as your wake-up call. Tuning is manual using two buttons either to increase or decrease the frequency.

The various meter bands on short wave can be selected in succession by tapping a single button alongside the tuning keys. The radio is powered by three AA-size cells, or by means of an optional 4.5V adapter. A carrying case is also supplied with the Yacht Boy 320.

The YB 320 is adequate in terms of sensitivity and selectivity for travellers who want to keep abreast of news from the world's major international stations. Its sub-paperback book size means that it is easily accommodated in most people's luggage. The cost here in Britain will be around the £60 mark and the radio will be available sometime in early spring.

Broadcast Band Developments

Now on to developments around the broadcast bands. In November, the US government all but stopped work as a result of the failure of Congress and the President to agree on the Federal budget. A significant proportion of government employees were sent home - or 'furloughed', as

the Americans describe the process - and that included America's international broadcasting operations.

The Voice of America (VoA) remained on the air, although 20% or staff directly connected with broadcasting had been suspended, and well over 80% of administrative staff had been told not to attend their workplace. According to an interview with VoA Director, Geoffrey Cowan, on Radio Netherlands's Media Network programme, there is less antagonism towards US foreign broadcasting than there had been in the early part of 1995 when it looked as though VoA could be drastically cut.

However, VoA's Munich-based medium wave transmitter on 1197kHz is silent between 0700 and 1200UTC. Until November 1995, it carried VoA Europe during the day, and a mixture of English and European languages at night.

Now VoA Europe has disappeared completely from the 1197kHz channel, and it transmits VoA English between 0530-0700, 1200-1500, 1500-2000 and 0000-0430UTC, with Czech, Slovak and Polish at other times. Meanwhile, VoA has changed the time - or at least its description of time!

The Voice of America is now, according to *Communications World*, announcing the hours as 'Universal Time' as opposed to UTC, or GMT which it says went out of existence with an international treaty that came into existence in 1979. What do you think about this?

Should this column use UTC or Universal Time instead of GMT? And what should other international broadcasters do? Drop me a line via the PW Editorial Offices in Broadstone with your views.

Schedules

Let's look at schedules now.

Austrian Radio is on the air in English to Europe at 0530-0600, 0830-0900, 1030-1100 on 13.73, 6.155; 1430-1500 on 13.73, 11.78, 6.155; 1930-2000 on 13.73, 9.665, 6.155, 5.945 and 2230-2300 on 9.87, 6.155, 5.945MHz.

Greek language broadcasts to expatriate Cypriots in the UK from the Cyprus Broadcasting Corporation are transmitted from the BBC's East Mediterranean relay station on Friday, Saturday and Sunday at 2215 for 30 minutes on 9.675, 7.125 and 6.18MHz.

Deutsche Welle in English is on the air at 2000 daily on 5.96 and 7.285MHz.

The Italian Radio Relay Service in Milan is on the air at 0600-0830, 1530-2100 on 3.985; 0830-1530 on 7.125 and 2100-2300 on Friday, Saturday and Sunday on 3.95MHz. They also have a site on the Internet:

<http://www.nexus.org/>

There are two radio services from Moldova, the former Soviet republic, compete for the attention of short wave listeners world-wide.

The state broadcaster, Radio Moldova International, transmits on weekdays only on the frequency of 7.50MHz, beamed to Europe in English at 2200 and 2300, and to America at 0330 and 0430UTC.

All transmissions are 25 minutes in length. Then Radio Dnestr International has English at 2130 on Monday, Wednesday and Thursday, and at 2200 on Sunday, all on 6.205MHz.

Terrible Noises

Some readers may be able to cast their minds back ten years ago when if you switched on a short wave radio set here in Europe, you'd be bombarded with terrible noises across almost every band. This was jamming by the Soviet Union of the US stations Radio Free Europe (RFE) and Radio Liberty.

Time has marched on, and RFE now has its headquarters in one of the countries it used to broadcast to - and which jammed it. And at the end of October, the Spanish transmitter site of Radios Liberty and Free Europe ceased operations after 36 years of work.

Six 250kW short wave transmitters were installed at Playa de Pals, beaming in to Eastern Europe and the former Soviet Union. This site was chosen, along with another in Portugal, as it was just the right

distance from the target area to allow 'first-hop' reception. (The strongest short wave signals are always those which are heard on the first hop or bounce - each subsequent hop renders the signal less strong).

A Reminder

A reminder that Danmarks Radio is to reintroduce English language transmissions from January 7. I'll mail the first reader who sends me a QSL card from Copenhagen for the country's new English programmes, a small gift from the world of international radio, and he or she will see their name in print. So, keep your radios switched on and your ears open!

Around The World

If you want to find out what other English language services there are from around the world, a new guide has just been released by an organisation called the **Association for International Broadcasting (AIB)**. *The Guide to World Radio in English* costs £5.45 and lists, country-by-country, all the English language transmissions from international radio stations. For more information write to **AIB, PO Box 990, London SE3 9XL**.

That's all for this month. Please write to me if you make any interesting discoveries on the broadcast bands that you think other readers would like to know about. Until next time, good listening and 73s.

END

FOCAL POINT

This month we welcome Graham Hankins G8EMX who is joining regular author Andy Emmerson G8PTH in presenting our bi-monthly ATV column. Graham, who is the British Amateur Television Club's Publicity Officer, starts off with a brief over-view of ATV techniques and provides a fascinating news round-up.

I'm pleased to work in partnership with Andy in writing for *PW* because television is a considerable technical achievement and an enjoyable aspect of amateur radio. Somewhere in the vision chain there will be signal circuits from d.c. to low r.f., analogue and digital processing, switching, high voltage, carrier frequencies at u.h.f. or above. Think of anything you have known in electronic studies - television uses it somewhere!

Everything I've mentioned makes television a fascinating mode to the keen radio amateur. Fast-Scan TV (FSTV) uses the same system as broadcast - 625 lines, 50 fields per second in the United Kingdom.

For some enthusiasts (like me!), creating watchable pictures and transmitting them to another radio amateur, then receiving their noise-free vision in colour is the ultimate aim. The result is not just a voice, the other station is sending their video tape of that last rally, or showing what their new bit of home-brew kit really looks like. Each of you is producer, director, editor, vision controller, engineer and performer!

Other radio amateurs use fast-scan to investigate propagation phenomena. This is the exchanging of recognisable, even if sometimes weak and noisy, pictures with distant stations (DX) and the further away the better, particularly on 10GHz!

Fast Scan Television needs a wide bandwidth. Broadcast pictures contain a vision signal up to 5.5MHz wide, amateur pictures can get close to this so the first band available for FSTV to UK amateurs is 430 - 440MHz, (70cm).

Our precious 10MHz at u.h.f. is currently under threat of reduction, but is the easiest band to use for ATV provided the needs of other users are considered. The recommended ATV carrier frequency on 70cm is around 436MHz, amplitude-modulated and double-sideband (d.s.b.).

With a video modulator filtered to cut off at 3MHz, this still gives a good monochrome picture and

remains in-band. Receiving 70cm ATV is simple, 436MHz comes in to an up-converter where it is mixed to give an output around 600MHz.

The signal is then fed to the antenna socket of a normal domestic television set tuned to channel 36! Even though the TV set is not expecting a d.s.b. signal, it still works.

If you take a 436MHz transmitter down in frequency a bit, add a tripler and amplifier (to boost the signal and reduce harmonics), this will put you at around 1250MHz (24cm). Frequency modulation is (almost) standard here and there is enough bandwidth for colour and inter-carrier sound.

There may even be an ATV repeater serving your area. A surplus satellite receiver will demodulate a strong 24cm signal but a dedicated 1250MHz ATV receiver is best. For reasons why, and simpler ways onto 24cm, see the next 'Focal Point'!

Slow Scan TV

Slow Scan ATV is very different. A still image will be scanned (slowly - several seconds!), or generated in a computer, then encoded to audio frequencies which modulate an h.f. transmitter.

Any news of slow-scan activity will be welcome. If you are a radio amateur who has not tried vision yet but keen to start, or an established ATVer, membership of the British Amateur Television Club (BATC) is highly recommended.

The BATC produces a quarterly magazine *CQ-TV*, supplies some components, p.c.b.s and books. They are also planning a video for this year.

Your ATV Questions Answered

A new feature for 'Focal Point' will be a section called 'Your ATV Questions Answered'. Post or (preferably) Packet Radio your enquiry to me, I

will reply to you direct and your question, with answer, will be in the next available column.

Repeater News

The ATV repeater **GB3HV**, in High Wycombe, is operated by the Home Counties Television Group. Their Autumn newsletter *Line Out* has two intriguing pages listing faults, adjustments and modifications that have occurred in or have been made to the repeater during 1995. The power unit, for instance, has suffered from no less than three lightning strikes!

Mike Sanders G8LES, Technical Officer for GB3HV, has redesigned the switching logic for the four receive antennas. The computer now quickly steps round them, looking for line synchronising pulses and measuring inter-field noise. The four results are compared and the best antenna used. **John Stockley G8MNY** reports that this has given a 6dB gain advantage over an unswitched system!

I've received a nice long Packet report from **Brian Davies GW4KAZ**, chairman of the Arfon Repeater Group administering GB3TM in Anglesey. Brian writes: "GB3TM has been on-air for over 12 months without many problems and has handled contacts from G, GW and EI - yes, even some of the lads in Dublin come through under good conditions."

"Activity on 1250MHz has certainly increased since GB3TM came on, as 24cm does not go through 1000 metres of rock easily! There are over a dozen regular users, including **John Lawrence GW3JGA**, who helped put TM on air and is a regular contributor to the British Amateur Television Club's magazine *CQ-TV*."

Another GB3TM regular, **John Cronk GW3MEO**, writes "On Saturday September 2, I worked **Denis Jones G3UVR** (Wirral) via GB3TM, who was able to relay live pictures from a 10GHz link to and from G3SMU (Bolton), who in turn was receiving a 10GHz signal from special event station GB2QM on the Liverpool lighthouse. The pictures of the cruise liner *Queen Mary II* leaving Liverpool were excellent. Great fun and a first-rate historic

event to watch, thanks to GB3TM".

In the Midlands, **Arthur Bevington G5KS** (Oldbury) is a stalwart, active on 1250MHz, 430MHz and slow-scan. Arthur receives the Stoke repeater **GB3UD** at about P4 and **GB3GV** (Leicester) weaker at P2.

In November 1995 Arthur became an Honorary Member of the RSGB with more than 60 years membership. Congratulations! If anyone wants a contact or a test, they can ring Arthur on **0121-552 4456** but not before 11am please.

A bit further south now. I had a 'phone call from **Tony Reynolds G8CEQ** (Ashwater). Tony wants to put an ATV repeater into North Devon, so watch out for any developments on this! He is presently active on 430MHz with 20W on transmit and QTHR if you want to support a repeater project.

Much further south now, to New Zealand for an update on the Manawatu project mentioned in the June 1995 'Focal Point'.

Michael Sheffield ZL1ABS sent an early Christmas card and says: "While on holiday in Palmerston North, Wayne ZL1UJK and I assisted the Manawatu Technology Group to put their 615.25MHz (NZ Channel 39 50cm amateur band) ATV transmitter on air for testing. It is running about 2W using a BLV93 in Class A linear mode into a log-periodic 14-element yagi."

"The test card is an 'ATV Compendium' design (BATC) with 16 teletext pages. The transmitter is in Feilding and furthest reports are P2 strength pictures (locked and resolvable but noisy) at Palmerston North, 27km away. Input will be in the NZ 430MHz amateur band with v.c.r. recording".

So, that's it for now! Please send reports of simplex activity, repeater news, photo's, Slow Scan, questions on Fast Scan, BATC, to me, Graham Hankins G8EMX at 11 Cottesbrook Road, Acoccks Green, Birmingham, B27 6LE. If you prefer, as I do, Packet messages, my BBS is GB7SOL. Soon, maybe, I could have an Internet address as well! Meanwhile, 73's and, of course, P5!

BARGAIN Basement

Compiled by Zoë Shortland

Write your advertisement clearly in BLOCK CAPITALS - up to a maximum of 30 words plus 12 words for your address - and send it together with your payment of £3.00 (cheques payable to PW Publishing Ltd.), or subscriber despatch label and corner flash to: **Zoë Shortland, PW Bargain Basement, Arrowsmith Court, Station Approach, Broadstone, Dorset BH18 8PW.**

Subscribers must include the despatch label bearing their address and subscription number to qualify for their free advert.

Adverts published on a first-come, first-served basis, all queries to **Zoë Shortland on (01202) 659910.**

Advertisements from traders, or for equipment that is illegal to possess, use or which cannot be licensed in the UK, will not be accepted. No responsibility will be taken for errors.

For Sale

A collection of old radio, TV and military equipment, s.a.e. for list. eg. receiver R1120TR9, R1155A, Bush TV80, Marconi radio 556, aircraft parts, bomb switch SD656, Morse key type D, etc. Paul Brown, 22 Raby Terr, Chilton, Nr. Ferryhill, Co. Durham DL17 0JD.

AOR-2800, 500kHz to 1300MHz, all modes, programmable scanner with NiCads, charger and manuals, including frequency directory, £240. Can deliver. Tel: Northants (01933) 277946.

Classic collection:
Eddystone EC10 receiver, 555kHz to 30MHz, immaculate, £85. Wireless Set No. 19 MkII, £135. Hammurland HQ170A (RX), amateur bands, 1.8-148MHz, £155. Pye Cambridge 70MHz transistor (valve p.a.), £18. Tel: Yorkshire (01482) 869682.

Drake 2-C c/w 2CQSP, extra bands, spare valves, v.g.c., £180. Leader audio gen. LAG-26, v.g.c., £15. KW Vespa MkII, manual, £65. Bill, Glasgow. Tel: 0141-649 4345.

Icom 735 transceiver, mic., boxed, manuals, mint condition, £600. Icom 240 2m (144MHz) f.m. transceiver, ideal mobile, v.g.c., mic., manuals, £100. PSU Bremi 13.8V 3A,

v.g.c., £15. Bert G4HTM, Basingstoke. Tel: (01256) 25124.

Kenwood TH-78E 2m/70cm (144/430MHz) hand-held TX/RX, box as new with CTCSS, spare NiCad, d.c. lead, charger and earcaller mic., £325 o.n.o. Pete, Surrey. Tel: 0181-393 9115.

Kenwood TS-850S, box, manuals, as new, £1000. Kenwood TL-922 amplifier, good condition, £1000. Trio SM-220 monitor scope, £200. Eric GOCGL, Dorset. Tel: (01202) 524901.

Oscilloscopes: Telequipment D52 and D43, £35 each. Tektronix 565 and RM502, £40 each. Frequency meter - BC221, £20. G8KOV, Glos. Tel: (01453) 546971.

Sony ICF-SW77 l.w., m.w., s.w., f.m. stereo synthesised receiver, excellent condition, inc. Sony AN1 l.w., m.w., s.w. wide range antenna, instructions, two h.f./s.w. books, £220 o.n.o. Mr A. Ashford, Dorset. Tel: (01202) 531407.

Ten Tec Century 22, 6-band h.f. c.w. transceiver with keyer, calibrator, boxed with manual, £200. Diamond SX-200 s.w.r./p.w.r. meter, 1.8-200MHz, £40. Chris G0PVN, Dunstable. Tel: (01525) 220576.

Ten-Tec omni D series B

transceiver, 100W output, £350 o.n.o. and Racal RA17L receiver in excellent condition, with manual, £200. Les, North Yorks. Tel: (01729) 840513.

Ten-Tec Paragon 100W solid state s.s.b./c.w., twin v.f.o.s, superb filters and memory facilities (displays call sign, etc.) general coverage RX, £400. John G0VGD, Maidstone. Tel: (01732) 846107.

Two 934 NPR Comtel rigs, £150 each. Kenwood TR-7625 f.m. 2m (144MHz), £150. 12-element ZL special, £40. David G7TEC, Leamington Spa. Tel: (01926) 425220.

Wayne-Kerr direct reading LCR bridge, £65. Marconi signal generator, £45. AVO valve tester, £85. Venner frequency counter, £70. Marconi frequency counter, £75. Usher, 85 Bromham Road, Bedford. Tel: (01234) 354767.

Yaesu FRG-100 top communications receiver, plus Lowe PR-150 pre-selector. MFJ-752C signal enhancer. DXers audio processor. Howes a.t.u. Active antenna system. Magnetic balun. Speakers. Manuals. Books. Cost, £1200. Under guarantee, £595. Tel: Manchester 0161-998 6285.

Exchange

5-band CP5 vertical and tuned radials, v.g.c., little use, for magnetic loop antenna. G4KIN, Merseyside. Tel: 0151-531 1305.

Wanted

AR88 receiver in perfect working order. Mike, Alton. Tel: (01420) 86892.

AR88D receiver, must be in working order and reasonable condition. Adrian, North London. Tel: (01582) 833451 anytime (answerphone).

Parts for T1154 transmitter restoration, especially case, both meters, yellow master oscillator, tuning knob and dial. R1155 'meter deflec' and 'aural sense' knobs and controls also required. Please write to: P. Brocklebank, c/o TSB, Louth, Lincs LN11 9NB.

Transceiver with digital frequency tuning read-out, must cover 160m (1.8MHz) band, looking for US army transceiver PCR47. Selling WWII German military broadcast radio, original markings on dial, Swastika, Eagle, £200. K. Jones G3PSZ, Devon. Tel: (01837) 53021.

Transistors from the 1950s - the components that is, not radios. Also transistor data books and sheets from that period. Write for details of wanted types and prices offered. Dr. A. Wylie, 21 Brancaster Lane, Purley, Surrey CR8 1HJ.

If you are selling equipment via 'Bargain Basement' it is in your interest to ensure cheques have been 'cleared' by the bank before parting with your equipment. If in doubt about cheque clearance times and bank fees for 'express' cheque clearance, or for returning un-paid ('bounced') cheques, you are advised to consult your bank.

When advertising equipment for sale, you should clearly state in your advert whether equipment is professionally built or 'home-brewed' or modified. You are also advised to insure equipment against damage during transit (details available from the Post Office or carrier of your choice).

The Publishers of *Practical Wireless* also wish to point out that it is the responsibility of the buyer to ascertain the suitability of goods offered for purchase.

Write your advertisement clearly in BLOCK CAPITALS - up to a maximum of 30 words plus 12 words for your address - and send it together with your payment of £3.00 (cheques payable to PW Publishing Ltd.), or subscriber despatch label and corner flash to: **Zoë Shortland, PW Bargain Basement, Arrowsmith Court, Station Approach, Broadstone, Dorset BH18 8PW.**

Subscribers must include the despatch label bearing their address and subscription number to qualify for their free advert.

Adverts published on a first-come, first-served basis, all queries to **Zoë Shortland on (01202) 659910.**

Advertisements from traders, or for equipment that is illegal to possess, use or which cannot be licensed in the UK, will not be accepted. No responsibility will be taken for errors.

Classified Ads

To advertise on this page see booking form below.

Computer Software & Hardware

JVfax/SSTV, HamComm, PktMon. 9FD/25FD Tx/Rx Interface, programs, manuals, pictures. £28.50. SASE leaflets. G8SLB (QTHR). Tel: 0181 595-0823.

Miscellaneous

DIY INEXPENSIVE RADIO PROJECTS. Easy to make, SAE, RYLANDS, 39 Parkside Avenue, Southampton SO1 9AF.

VALVE ENTHUSIASTS: Capacitors and other parts At attractive prices! Ring for free list. Geoff Davies (Radio), Tel: (01788) 574774.

REMEMBER RADIO LUXEMBOURG, London, Caroline etc. Radio tapes from £2.20. Camradio, 70 Willow Way, Amptill, Beds MK45 2SP.

Wanted

WANTED FOR CASH Valve or solid state communication receivers Pre-1980. Preferably working and in good condition. Non working sets considered also domestic valve radios. Items of Government surplus wireless equipment and obsolete test equipment. Pre-1965 wireless and audio components and accessories. Pre-1975 wireless and TV books and magazines. Also, most valves wanted for cash. Must be unused and boxed. CBS, 157 Dickson Road, Blackpool, FY1 2EU. Tel: (01253) 751858 or Fax: (01253) 302979.

WANTED high gain ferrite rod aerials must be half inch in diameter no more or less. Must be six inches long or more. Contact Peter Tankard on Sheffield 0114 2343030 any time.

EDDYSTONE 730/4 communications receiver, must be in good working order. Tel: Brian 0181-651 5345.

DISCLAIMER

Some of the products offered for sale in advertisements in this magazine may have been obtained from abroad or from unauthorised sources. *Practical Wireless* advises readers contemplating mail order to enquire whether the products are suitable for use in the UK and have full after-sales back-up available.

The publishers of *Practical Wireless* wish to point out that it is the responsibility of readers to ascertain the legality or otherwise of items offered for sale by advertisers in this magazine.

For Sale

VINTAGE SERVICE DATA, circuits & manuals - for: HiFi, Military, Radio, Television & car radio up to the 1060's. Free brochure. Savoy Hill Publications, "Seven Ash Cottage", Seven Ash, Combe Martin, North Devon, EX34 0PA. Tel: (01271) 882665.

TRANSCEIVER PRC 316 HF, AM, CW, 4 watts output last few. £105 including p&p. Various faulty P.R.C. 316 radios £40 each including p&p. Send SAE for latest list. C.P. Electrical, 56A Worcester Street, Wolverhampton WV2 4LL. Tel: (01902) 203115.

TECHNICAL MANUALS, AR88, CR100, R210, HR0. £5 each. Circuits £1.50. Hundreds available. SAE list. Bentley, 27 De Vere Gardens, Ilford, Essex IG1 3EB. Tel: 0181-554 6631.

JAPANESE GAAS-FET, RF power module, microwave TR's and devices for communication and industrial use. T.YOSHIHARA OSAKA 564, JAPAN, Cable: TYOSHIHARA SUITA. FAX: 816-338 3381.

VALVE AND TRANSISTOR RADIO ENTHUSIASTS: Books on collecting, restoration. SAE for list, Old Time Supplies, P.O. Box 209, Banbury, Oxon OX15 5DP.

GOING QRT, Engineer now disposing of equipment collection, all in A1 condition. Marconi TF317 suppressed Zero Voltmeter £35, AVO Model 7 £15, Heathkit RA1 RCVR £20, Airmec 314A Electronics Meter £25, BC221 Frequency Meter £20, Marconi TF 1020 Power Meter £50, AVO Minor with shunts £15, KW E-ZEE Match £70, Datstrom Audio Wattmeter £5, Advance SC3 Timer/Counter £10, Trio TR7200G 2m FM Transceiver plus PS5 PWR SUPP PLUS 30G EXT VFO £200, Power pack 300V 150MA £5, Marconi Sensitive Voltmeter TF2600 1mV to 300V £35, Marconi Millivoltmeter TF899 150 mV to 2V with RF probe £20, One dozen assorted moving coil instruments £5. G3PMD, QTHR or ring me on 01483 573688 (Guildford)

SAMSON 1996 NEW MODEL ETM9COG-X3 EL-KEYER. Three banks of six 52 character memories, plus auto contest numbers. Ideal for contesters. £118. G5BM. Qthr. Tel: 01531 820960.

R.A.E. PAY AS YOU LEARN CORRESPONDENCE. £3 per lesson includes tuition. Ken Green, c. Eng., M.I.E.E. Chylean, Tintagel, Cornwall. Tel: 01840 212262.

MARCONI CR100 SPARES including transformer-manual. 50-65 MC/G converter. Offers. Tel: 01363 773386

Shareware

SCIENTIFIC SHAREWARE

Discover the true wealth of PD and shareware for the PC. Since 1982 PDSL have supplied the best and latest programs covering all interests.

Business, Leisure, Engineering, CAD, DTP, Maths, Stats, Chemistry, Education, Electronics, Ham Radio, Esoteric, Medical, Raytracing, Programming & languages, Tools, Utilities, WP, Editors, Comms, Special applications, Esoteric, Novelty, Astronomy & hundreds more. All software can be provided on floppy disc or CD ROM. Whatever you interested in we probably have. Send today for our PC Shareware reference guide. It runs to more than 250,000 words and is probably the most comprehensive catalogue currently available.

Send £2.50 (voucher provided refundable on first order) or Phone/FAX using Access/Visa/MC to:

PDSL, Winscombe House, Beacon Road, Crowborough, East Sussex TN6 1UL. Tel: (01892) 663298 FAX: (01892) 667473

RAE Video

RAE "THE VIDEO" The definitive learning aid for the exam! A full three hour VHS video based on the highly successful training course developed by Chris Budd G0LOJ.

This unbeatable package comes complete with a detailed course study booklet, packed with key learning points, facts and diagrams for instant reference and easy revision. Only £22.50 plus £2 post & packing or available to callers.

Send cheque or postal order to:

TRICORN MARKETING LTD 31 Berkeley Square, Bristol BS8 1HP. Tel: 0117-921 5390.

ORDER FORM FOR CLASSIFIED ADS PLEASE WRITE IN BLOCK CAPITALS

The prepaid rate for classified advertisements is 42 pence per word (minimum 12 words), box number 70p extra. Semi-display setting £13.90 per single column centimetre (minimum 2.5cm). Please add 17.5% VAT to the total. All cheques, postal orders, etc., to be made payable to the PW Publishing. Treasury notes should always be sent by registered post. Advertisements, together with remittance should be sent to the Classified Advertisement Dept, Practical Wireless, Arrowsmith Court, Station Approach, Broadstone, Dorset BH18 8PW. Tel: (01202) 659920, Fax: (01202) 659950

Please insert this advertisement in the issue of Practical Wireless (if you do not specify an issue we will insert it in the next available issue of PW) for insertion/s. I enclose Cheque/P.O. for £..... (42p per word, 12 minimum, please add 17.5% VAT to total).

Name:

Address:

Telephone No.:

Box Number @ 70p: Tick if appropriate ☐

Category heading:

Valves

VALVES GALORE Most valves available from stock. Otherwise obtained quickly. Please send SAE stating requirements or telephone. **VALVE & ELECTRONIC SUPPLIES** Chevet Books, 157 Dickson Road, Blackpool FY1 2EU. Tel: (01253) 751858 or Fax: (01253) 302979.

VALVES WANTED for cash: KT88, £48; PX4, PX25 £50; DA100 £90; EL34, £10; EL37, £9; CV4004, £5; ECC83 £3. Valves must be Mullard/GEC, West European to achieve the price. Ask for our free wanted list. Prompt and courteous service. Visitors by appointment only (we are a very busy Export Warehouse). Billington Export Ltd. Billingshurst, West Sussex RH14 9EZ. Tel: (01403) 784961. Fax: (01403) 783519.

TOP PRICES PAID

for all your valves, tubes, semi-conductors and ICs.

Langrex Supplies Ltd.,
1 Mayo Road, Croydon,
Surrey CR0 2QP.

TEL: 0181-684 1166. FAX: 0181-684 3056.

Receivers

B.F.O. KITS Resolves single side-band on almost any radio, £16.49. H. CORRIGAN, 7 York Street, Ayr KA8 8AR.

Educational

COURSE FOR CITY AND GUILDS Radio Amateurs Examination. Pass this important examination and obtain your licence, with an RRC Home Study Course. For details of this and other courses (GCSE, career and professional examinations, etc) write or phone - THE RAPID RESULTS COLLEGE, DEPT JX116, Tuition House, London SW19 4DS. Tel: 0181-947 7272 (9am-5pm) or use our 24hr Recordacall service 0181-946 1102 quoting JX300.

HEATHKIT EDUCATIONAL PRODUCTS UK DISTRIBUTOR/SPARES AND SERVICE CENTRE. Cedar Electronics. 12 Isbourne Way, Broadway Road, Winchcombe, Cheltenham. Glos. GL54 5NS. Tel: (01242) 602402.

R.A.E. Pay as you learn correspondence. £3 per lesson includes tuition. Ken Green, C Eng, M.I.E.E., Chylean, Tintagel, Cornwall. Tel: (01840) 212262.

Is your club planning
or holding an
event or rally?



(01202)
659920

TO FIND OUT THE SPECIAL ADVERTISING RATES FOR CLUBS

NORTH DEVON RADIO

Lower Manworthy
Dobles Lane
Holsworthy
EX22 6JT

MAIL ORDER
01409 254941

Cables Connectors.
Computer parts.
New and secondhand equipment
S.A.E. for list or phone for quote.
Aluminium Sections in stock.
The Shop for the constructor.

Please mention
Practical Wireless
when replying to
advertisements.



PW PCB SERVICE

PRACTICAL WIRELESS PCB SERVICE

Printed Circuit Boards for *Practical Wireless* constructional projects are available from the Practical Wireless PCB Service.

The boards are made in 1.5mm glass-fibre and are fully tinned and drilled. When ordering PCB's please state the article title, magazine cover date and the board number.

Mark your envelope **Practical Wireless PCB Service.**

Cheques to be crossed and made payable to: **Badger Boards.**

Please print your full name and address in block capitals and do not enclose any other *Practical Wireless* correspondence with your order.

Please allow 28 days for delivery.

Send orders and remittances to:

**Badger Boards, 80 Clarence Rd,
Erdington, Birmingham B23 6AR.
Tel: 0121-384 2473**

**£30
WORTH OF
VOUCHERS**

CATALOGUE
WAS £2.50
NOW FREE

Only the cost of a stamp

THINK COMPONENTS - THINK CRICKLEWOOD

- TELEVISION & VIDEO SPARES • RESISTORS & CAPACITORS • HI-FI GADGETS & SPEAKERS
- TRANSISTORS & I.C.'s • AUDIOPHILE CAPACITORS
- IN CAR AUDIO • COMPUTER BOARDS • TOOLS & TEST EQUIPMENT • PLUGS SOCKETS & LEADS



**Cricklewood
Electronics**

PLEASE SEND ME A COPY OF THE CRICKLEWOOD CATALOGUE.

Name.....

Address.....

PW

Cricklewood Electronics Ltd, 40-42 Cricklewood Broadway,
London NW2 3ET. Tel: 0181-450 0995 Fax: 0181-208 1441

ORDER FORM

FOR ALL MAIL ORDER PURCHASES IN PRACTICAL WIRELESS

**SUBSCRIPTION RATES ARE
HELD UNTIL THE APRIL ISSUE**

**Renew your subscription now and
save £££s**

SUBSCRIPTIONS

PRACTICAL WIRELESS - 1 YEAR

☐ £22.00 (UK) ☐ £25.00 (Europe) ☐ £45* (USA) ☐ £27.00 (Rest of World)

SPECIAL JOINT SUBSCRIPTION WITH SHORT WAVE MAGAZINE (1 YEAR)

☐ £42.00 (UK) ☐ £47.00 (Europe) ☐ \$80* (USA) ☐ £51.00 (Rest of World)

* \$ cheques only please.

Please start my subscription with the issue.

SUBS CLUB/READER OFFER Page 17

☐ I am a PW Subscriber please send me copy(ies) of the
Radio Amateurs' Question & Answer Reference Manual
@ £13.95 inc. P&P (UK).

My Subscriber Number is

☐ I am a PW Subscriber please send me copy(ies) of the
Radio Amateurs' Question & Answer Reference Manual
@ £14.70 inc. P&P (overseas).

My Subscriber Number is

BINDERS

☐ Please send me PW Binder(s)

@ £5.50 each. £

Postal charges: £1 for one, £2 for two or more
(UK & overseas surface).

BOOKS

☐ Please send me the following book/s,

..... £

..... £

..... £

..... £

Postal charges.

UK: £1 for one, £2 for two or more. £

Overseas:

£1.75 for one, £3.50 for two or more. £

NEW FASTER NEXT DAY SERVICE (UK)

(For orders received am) £3.75. £

GRAND TOTAL £

Now fill in your name and address

We have re-designed our Order Form to accommodate the new Cardcharge service for Subscribers. This enables Subscribers to save a lot of hassle by using their credit card to pay for their subscription on an automatic annual renewal basis. To take advantage of this service complete the special Cardcharge form at the foot of this page and we will take care of the rest.

CREDIT CARD ORDERS TAKEN ON (01202) 659930
between the hours of 8.30 am - 4.30 pm Outside these hours
your order will be recorded on an answering machine.

FAX ORDERS TAKEN ON (01202) 659950

Or please fill in the details ticking the relevant boxes, a photocopy will be acceptable to save you cutting your beloved copy!

To: PW Publishing Ltd., FREEPOST, Arrowsmith Court,
Station Approach, Broadstone, Dorset BH18 8PW.

PAYMENT DETAILS

Name

Address

.....Postcode

Telephone No.

I enclose cheque/PO (Payable to PW Publishing Ltd.) £

\$

Or

Charge to my Access/Visa Card the amount of £

\$

Card No.

Valid fromto.....

SignatureTel:.....

Orders are normally despatched by return of post but please allow 28 days for delivery. Prices correct at time of going to press. **Please note:** all payments must be made in Sterling.

CREDIT CARD ORDERS TAKEN ON (01202) 659930
FAX ORDERS TAKEN ON (01202) 659950

Use this part of
the Order form
only if you want
to use
Cardcharge to
pay for your
subscription. If
you want to take
out a
subscription, or
order other
items and want
to pay by
conventional
methods, please
use the main
part of the
Order Form.

CARDCHARGE AUTHORITY (for subscriptions only)

To

I authorise you, until further notice in writing, to charge my card
unspecified amounts in respect of (yearly magazine subscription)

as and when they become due

Visa/MasterCard account number

Expiry date

Name (as on credit card)

Full Address

.....

.....

.....Postcode

Merchant reference: 6940936

Signature

Date

This authority may be cancelled by writing to PW Publishing Ltd. at any time.

BOOK SERVICE



**TO ORDER: PLEASE USE THE ORDER FORM ON PAGE 62 OR
TELEPHONE THE CREDIT CARD HOTLINE ON (01202) 659930 (24 HOURS)**

**The books listed have
been selected as
being of special
interest to our
readers. They are
supplied direct to
your door. Many titles
are overseas in
origin.**

LISTENING GUIDES

Airband

AIR BAND RADIO HANDBOOK 5th Edition

David J. Smith
Air band radio listening enables you to listen-in on the conversations between aircraft and those on the ground who control them, and is an increasingly popular and fascinating hobby. A new chapter on military air band has been added. The author, an air traffic controller, explains more about this listening hobby.
190 pages. £8.99

AIR & METEO CODE MANUAL 14th Edition

Joerg Klingenfuss
Detailed descriptions of the World Meteorological Organisation Global Telecommunication System operating FAX and RTTY meteo stations, and its message format with decoding examples. Also detailed description of the Aeronautical Fixed Telecommunication Network amongst others.
358 pages. £20.00

AIRWAVES 95

The Complete HF/VHF/UHF Aviation Frequency Directory
Much of the more obscure (especially military) information is made accessible in this volume. Not only are facilities/activities listed, giving their frequencies, but also there are reverse lists - when the frequency is known, the allocated user can be found.
Airways sectors are listed so much more clearly than in the Supplements. The main transponder code groups are included. In fact, the book covers all the way from h.f. up to u.h.f.
100 pages. £7.95

AIRWAVES EUROPE

This spirally bound book is published in a similar format to *Airwaves 95* and contains over 5000 aviation frequencies. There are v.h.f./u.h.f. civil and military airband frequencies given for 38 countries and their dependencies in east and west Europe. A must for airband enthusiasts both in the UK and Europe. 124 pages. £9.50.

CALLSIGN 96

The Civil & Military Aviation Callsign Directory
Intended for the aircraft and radio enthusiast to use as a stand alone reference, or as a partner to *Airwaves 95*. Over 5300 military and 3000 civil callsigns are covered in detail.
108 pages. £8.50

FLIGHT ROUTINGS 1995

Compiled by T.T. & S.J. Williams
This guide was produced with the sole aim of assisting airband listeners to quickly find details of a flight, once they have identified an aircraft's callsign. Identifies the flights of airlines, schedule, charter, cargo and mail, to and from the UK and Europe and overflights between Europe and America.
140 pages. £6.50

HIGH IN THE SKY

David Barker & McKenzie
This new edition comprises ten sections. The first seven sections are an introduction of radios, antenna and radio communications, information about airways, sections covering v.h.f. and h.f. aeronautical communications, and a brief look at ACARS. The majority of the book is taken-up by section eight, which lists all known Selcalls in three different sections (by airline/operator, by Selcall and by registration). The 9th section is devoted to Selcalls used by executive jets; these are separate, since these Selcalls are not always fixed. Mostly re-written this volume contains the all-important frequency listings for the aeronautical networks, airlines, the military and the commercial networks.
166 pages. £6.95

THE AIRBAND JARGON BOOK

Ron Swinburne
Designed to give the newcomer some guidance on what to expect from Airband and how to extract the most from listening to it.
This guide is essential reading for those not involved in the aviation industry. It gives a valuable insight to many aspects of aviation. Explained are the principles of Airband reception, aircraft instrumentation, radio services, weather navigation, etc. and air traffic control, to list but a few. Read this book and you could well be hooked.
72 pages. £6.95

UNDERSTANDING ACARS 2nd Edition

Aircraft Communications Addressing and Reporting System
Ed Flynn
Here is the information you need to understand and decode the Aircraft Communications Addressing and Reporting System, otherwise known as ACARS. Deals with the equipment needed as well as message format and type.
80 pages. £9.95

WORLDWIDE AERONAUTICAL COMMUNICATIONS FREQUENCY DIRECTORY 2nd Edition

Robert E. Evans
This book covers aeronautical radio communications, voice and digital, within the range of h.f. and v.h.f./u.h.f. frequency bands. Commercial, military and paramilitary operations are included. Divided into logical sections, it provides useful information and frequencies on almost anything and everything airband.
260 pages. £19.95

WORLDWIDE AERONAUTICAL HF RADIO HANDBOOK

Martyn R. Cooke
This book lists high frequencies used by aircraft and aeronautical ground stations. It's divided into sections.



Military, Civil, etc. and is designed for use by those who have previous little knowledge of h.f. communications as well as those who are already 'hooked'.
124 pages. £6.95.

Broadcast

A GUIDE TO THE WORLD'S RADIO STATIONS BP355

Peter Shore
As in 'Broadcast Round-up', his column in *PW*, Peter Shore has laid this book out in world areas, providing the listener with a reference work designed to guide around the ever-more complex radio bands. There are sections covering English language transmissions, programmes for DXers and s.w.l.s. Along with sections on European medium wave and UK f.m. stations.
266 pages. £5.95

POP WENT THE PIRATES

Keith Skues
A very comprehensive history of Pirate Radio. Thanks to *Pop Went The Pirates* the whole era of people seeking to provide a popular alternative radio service, under quite considerable opposition, will be remembered. I don't suppose we will ever see or hear the like of it again. £15.95

Datamodes

GUIDE TO FAX RADIO STATIONS

15th Edition
Joerg Klingenfuss
The new edition of this super reference book covers the world's facsimile stations, their frequencies and methods of working. There is a section covering the equipment needed to receive FAX over the radio. To give you an idea of what is available there are many pages of off-air received FAX pictures.
392 pages. £20.00

GUIDE TO UTILITY STATIONS

13th Edition
Joerg Klingenfuss
This book covers the complete short wave range from 3 to 30MHz together with the adjacent frequency bands from 0 to 150kHz and from 1.6 to 3MHz. It includes details on all types of utility stations including FAX and RTTY. There are 19549 entries in the frequency list and 3590 in the alphabetical callsign list plus press services and meteorological stations. Included are RTTY & FAX press and meteo schedules. There are 11800 changes since the 10th edition. 534 pages. £30.00

POCKET GUIDE TO RTTY AND FAX STATIONS

Bill Laver
A handy reference book listing RTTY and FAX stations, together with modes and other essential information. The listing is in ascending frequency order, from 1.6 to 26.8MHz.
57 pages. £3.95

RADIOTELETYPE CODE MANUAL 13th Edition

Joerg Klingenfuss
This book gives detailed descriptions of the characteristics of telegraph transmission on short waves, with all commercial modulation types including voice frequency telegraphy and comprehensive information on all RTTY systems and c.w. alphabets.
96 pages. £14.00

Frequency Guides

1995 Super Frequency List

Joerg Klingenfuss
This new CD-ROM has been designed for use with IBM PCs or clones running Windows 3.1. The CD-ROM comes complete with its own viewing software and includes 14000 frequencies that have been extracted from the Klingenfuss *Guide to Utility Stations*. This frequency listing is supplemented by 1000 abbreviations and 1200 formerly active frequencies. As this list was last updated in January '95 it's well up-to-date.
£20.00

PASSPORT TO WORLD BAND RADIO 1996

This book gives you the information to explore and enjoy the world of broadcast band listening. It includes features on different international radio stations, receiver reviews and advice as well as the hours and language of broadcast stations by frequency. The 'blue pages' provide a channel-to-channel guide to world band schedules. 528 pages. £14.50

SHORT WAVE INTERNATIONAL FREQUENCY HANDBOOK

This book contains a comprehensive frequency listing covering 400kHz - 30MHz and is packed with everything from the basics of short wave listening to explaining FAX and RTTY. In this updated version there are many new broadcast and utility stations listed.
188 pages. £12.95

PW BOOK SERVICE



(01202) 659930 (24 HOURS)

Internet orders: bookstore@pwpub.demon.co.uk

UK SCANNING DIRECTORY 4th Edition

This spiral bound book lists over 20000 UK spot frequencies from 25MHz to 1.6GHz. Articles on scanning in the UK.
335 pages. £17.50

WORLD RADIO TV HANDBOOK 1995

Country-by-country listing of i.w., m.w. & s.w. broadcast and TV stations. Receiver test reports, English language broadcasts. The s.w.l.'s bible.
608 pages. £15.95

General

EAVESDROPPING ON THE BRITISH MILITARY

Michael Cannon
For the very first time a book has been published showing how to monitor British Military communications. All you need is a short wave receiver, lots of time and patience, and this secret world will open up to you, providing many hours of enjoyment. Also included is the largest British military callsign list ever to be published.
166 pages. £17.50

THE COMPLETE SHORT WAVE LISTENER'S HANDBOOK 4th Edition

Hank Bennett, Harry Helms & David Hardy
This book is a comprehensive guide to the basics of short wave listening. Everything you need to get started as an s.w.l. is explained in a clear and easily understood manner. Receivers, antennas, frequencies, propagation, Q-codes, etc. are all covered.
321 pages. £17.95

SHORT WAVE COMMUNICATIONS

Peter Rouse GU1DKD
Covers a very wide area and so provides an ideal introduction to the hobby of radio comms. International frequency listings for aviation, marine, military, space launches, search and rescue, etc. Chapters on basic radio propagation, how to work your radio and what the controls do, antennas and band plans.
187 pages. £4.50

SHORTWAVE MARITIME COMMUNICATIONS

B. E. Richardson
Laid out with both the beginner and well-seasoned maritime radio enthusiast in mind this book provides the most accurate and detailed information in an easy-to-use format. In addition to the two substantial frequency lists provided there is information on all the various communication modes used by ships today.
195 pages. £16.50.



Satellite

AN INTRODUCTION TO AMATEUR COMMUNICATIONS SATELLITES

BP290. A. Pickard
This book describes several currently available systems, their connection to an appropriate computer and how they can be operated with suitable software. The results of decoding signals containing such information as telemetry data and weather pictures are demonstrated.
102 pages. £3.95

AN INTRODUCTION TO SATELLITE COMMUNICATIONS BP326

F. A. Wilson
A simple, (with the minimum of mathematics) beginner's book covering satellite communications in a practical way. It provides a handy basic reference source on this complex subject and is aimed at up-dating someone who is familiar with radio communications. 230 pages. £5.95

ARRL SATELLITE ANTHOLOGY

The best from the Amateur Satellite News column and articles out of 31 issues of QST have been gathered together in this book. The latest information on OSCARs 9 through 13 as well as the RS satellites is included. Operation on Phase 3 satellites (OSCAR 10 and 13) is covered in detail.
97 pages. £5.95

NEWNES GUIDE TO SATELLITE TV

Derek Stephenson
This book, the 3rd edition, is a hard bound volume, printed on high quality paper. The author is a satellite repair and installation engineer and the book covers all information needed by the installation engineer, the hobbyist and the service

engineer to understand the theoretical and practical aspects of satellite reception with dish installation and how to trouble-shoot when picture quality is not up to anticipated reception. Mathematics has been kept to a minimum.
371 pages. £18.95

SATELLITE EXPERIMENTER'S HANDBOOK 2nd Edition

Martin Davidoff K2UBC

The book is divided into four main sections - History, Getting Started, Technical Topics and Appendices. It provides information on spacecraft built by, and for, radio amateurs. In addition, it discusses weather, TV-broadcast and other satellites of interest to amateurs. 313 pages. £14.50

SATELLITE TELEVISION

A layman's guide

Peter Pearson

Pictures from space, that's what satellite television is all about. Orbiting satellites, 35000km high, receive TV signals from stations on the earth and re-transmit them back again. This book explains all you need to know to set up your own satellite TV terminal at home, dish and accessories, cable and tuner.
73 pages. £1.00

SATELLITE TELEVISION INSTALLATION GUIDE

5th Edition

John Breeds

A practical guide to satellite television. Detailed guide-lines on installing and aligning dishes based on practical experience.
76 pages. £15.00

WEATHER SATELLITE HANDBOOK

5th Edition

Dr Ralph E. Taggart WB8DQT

This book explains all about weather satellites, how they work and how you can receive and decode their signals to provide the fascinating pictures of the world's weather. Plenty of circuit diagrams and satellite predicting programs.
192 pages. £14.50

WRTH SATELLITE BROADCASTING GUIDE

1995 Edition. Bart Kuperus

This brand new publication, written by one of the experts from the respected World Radio TV Handbook, will be a great help to everyone interested in the world of satellite radio and television. Featuring over 300 pictures and graphics. All the information you need to know about installing your own satellite system.
366 pages. £15.95

Scanning

AN INTRODUCTION TO SCANNERS AND SCANNING BP311

I. D. Poole

This book is ideal for anyone wanting to know what scanning is, and how it works. There are also chapters on radio in general, covering antennas, radio waves and how they travel, types of transmissions, broadcasting and amateur radio. All in all a superb starter book.
152 pages. £4.95

SCANNER BUSTERS

D. C. Poole

This guide to the methodology of beating the electronic ban on Scanning, deals with the subject of scrambling and encryption systems. The author explains in simple terms how p.m.r. works, the new digital cellular radio telephone systems, spread spectrum, frequency hopping and emergency services communication. How to get more from your scanner and a list of frequencies to listen to are also covered. It is a great reference for both new scanner owners and veterans alike.
64 pages. £4.95

SCANNERS 2 INTERNATIONAL

Peter Rouse GU1DKD

The companion book to the best selling *Scanners* provides even more information on the use of v.h.f. and u.h.f. communications bands. It gives details on how to construct accessories to improve the performance of scanning equipment. The book is international in its scope and contains frequency allocations for all three ITU regions, including country-by-country variations.
261 pages. £9.95

SCANNERS 3 PUTTING SCANNERS INTO PRACTICE. New Edition 4th Revision

Peter Rouse

This is the fourth revised and completely updated edition of *Scanners*, the complete v.h.f./u.h.f. radio listeners' guide and contains everything you need to know to put your scanner to better use. There is vastly more information than ever before on frequency listing; in particular actual frequencies used by coastal stations, airfields and emergency services. Also for the first time h.f. (short wave) bands, as many scanners now cover these frequencies.
271 pages. £9.95

SCANNING SECRETS

Mark Francis

The mysteries of monitoring explained. Advice on buying and operating your scanner. Where to listen and how to gather obscure frequencies. The myths and folklore exposed. All the information need to unlock the potential of your scanner.
280 pages. £16.95

AMATEUR RADIO

Antennas & Transmission Lines

25 SIMPLE AMATEUR BAND AERIALS BP125

E. M. Noll

63 pages. £1.95

25 SIMPLE INDOOR AND WINDOW AERIALS BP136

E. M. Noll

50 pages. £1.75

25 SIMPLE SHORT WAVE BROADCAST BAND AERIALS BP132

E. M. Noll

63 pages. £1.95

25 SIMPLE TROPICAL AND MW BAND AERIALS BP145.

E. M. Noll

54 pages. £1.75

AERIAL PROJECTS BP105

Practical designs including active, loop and ferrite antennas plus accessory units.
96 pages. £2.50

ALL ABOUT VERTICAL ANTENNAS

W. I. Orr W6SAI & S. D. Cowan W2LX

Covers the theory, design and construction operation of vertical antennas. How to use your tower as a vertical antenna and compact vertical designs for restricted locations. All about loading coils and a.t.u.s.
192 pages. £8.50

PW BOOK SERVICE



(01202) 659930 (24 HOURS)

Internet orders: bookstore@pwpub.demon.co.uk

ANTENNA EXPERIMENTER'S GUIDE

Peter Dodd G3LDO

Although written for radio amateurs, this book will be of interest to anyone who enjoys experimenting with antennas. You only need a very basic knowledge of radio & electronics to get the most from this book. Chapters include details on measuring resonance, impedance, field strength and performance, mats and materials and experimental antennas.
200 pages. £8.90

ANTENNA IMPEDANCE MATCHING (ARRL)

Wilfred N. Caron

Proper impedance matching of an antenna to a transmission line is of concern to antenna engineers and to every radio amateur. A properly matched antenna as the termination for a line minimises feed-line losses. Power can be fed to such a line without the need for a matching network at the line input. There is no mystique involved in designing even the most complex multi-element networks for broadband coverage.
195 pages. £14.50

ANTENNAS AND TECHNIQUES FOR LOW-BAND DXING (ARRL)

John Devoldere ON4UN

This unusual book will be of particular interest to 1.8, 3.5 and 7MHz operators as it's packed with information on antennas and operating tips for 'Top Band to Forty' fans. There are chapters on low band propagation, operating techniques, equipment and for the computer minded there's a chapter on newly-available low band software.
393 pages. £14.50

ANTENNAS FOR VHF AND UHF BP301

I. D. Poole

Antennas are a very important part of any receiver or transmitter and in this book the author gives a general background to antenna operation as well as describing antennas that are suitable for v.h.f. and u.h.f. operation. Chapters include Basic Concepts, Feeders, The Dipole, Aerial Measurements and Practical Aspects. There is something of use for everyone with an interest in antennas in this book.
104 pages. £4.95

ARRL ANTENNA BOOK 17th Edition

This volume now in its 17th edition contains essential information regarding propagation and constructional details of just about every type of antenna known to man. Included is a 3.5' diskette contain in PC programs for Yagi analysis, propagation forecasting, transmission line analysis and other. A definite must.
732 pages. £19.95

ARRL ANTENNA COMPENDIUM Volume One

Fascinating and hitherto unpublished material. Among the topics discussed are quads and loops, log periodic arrays, beam and multi-band antennas, verticals and reduced size antennas.
195 pages. £9.50

ARRL ANTENNA COMPENDIUM Volume Two

Because antennas are a topic of great interest among radio amateurs, ARRL HQ continues to receive many more papers on the subject than can possibly be published in QST. Those papers are collected in this volume.
208 pages. £9.50

ARRL ANTENNA COMPENDIUM Volume Three

Edited by Jerry Hall K1TD

As the title suggests, this book is the third in the continuing series on practical antennas, theory and accessories produced by the ARRL. The book reflects the tremendous interest and activity in antenna work, and provides a further selection of antennas and related projects you can build.
236 pages. £9.50

ARRL ANTENNA COMPENDIUM Volume Four

The fourth volume in the ever popular series contains 38 previously unpublished articles, covering a wide range of antenna related topics - all the way from the maths intensive, heavyweight discussions to fun antennas for specific purposes, such as a balloon supported Field Day loop.

For the first time in the series there is a disk included with the book, which contains source data used to model many of the antennas. In short, there's something for virtually every antenna enthusiast.
204 pages. £14.50

BEAM ANTENNA HANDBOOK

W. I. Orr W6SAI & S. D. Cowan W2LX

Design, construction, adjustment and installation of h.f. beam antennas. The information this book contains has been compiled from the data obtained in experiments conducted by the authors, and from information provided by scientists and engineers working on commercial and military antenna ranges.
65 pages. £8.50

BUILD YOUR OWN SHORTWAVE ANTENNAS 2nd Edition

Andrew Yoder

This practical handbook puts at your fingertips the information you need to build your own short wave antennas. Clear diagrams and photographs show how to construct a variety of inexpensive antennas and masts.
208 pages. £14.95

CUBICAL QUAD ANTENNAS 3rd Edition

William Orr W6SAI and Stuart Cowan W2LX

Sub-titled 'How To Build And Adjust Quads' this book has been rewritten and brought up to date again. The theory of how quad antennas work in easy digestible form. See how to make quad antennas for bands between 10 and 50MHz.
£11.50

EXPERIMENTAL ANTENNA TOPICS BP278

H. C. Wright

Experimenting with antennas is a great way to learn. With this author's approach it's also informative and enjoyable.
70 pages. £3.50

G-QRP CLUB ANTENNA HANDBOOK

Compiled and edited by P. Linsley G3PDL & T. Nicholson KA9WRI/GWOLNQ. This book is a collection of antenna and related circuits taken from Sprat, the G-QRP Club's journal. Although most of the circuits are aimed at the low-power

fraternity, many of the interesting projects are also useful for general use. Not intended as a text book, but offers practical and proven circuits. 155 pages. £6.99

HF ANTENNA COLLECTION (RSGB)

Edited by Erwin David G4LOI

This book contains a collection of useful, and interesting h.f. antenna articles, first published in the RSGB's *Radio Communication* magazine, between 1966 and 1989, along with other useful information on ancillary topics such as feeders, tuners, baluns, testing and mechanics for the antenna builder.
233 pages. £10.99

HF ANTENNAS FOR ALL LOCATIONS (RSGB)

Les Moxon G6XN

This book provides a reference source for all h.f. antenna work, whether it be for fixed, mobile or using test equipment. In effect it is a manual on antenna work, with useful tips, projects and ideas. 322 pages. £13.99

MORE OUT OF THIN AIR (PWP)

More Out of Thin Air has been revised, rewritten and updated from the original *Out of Thin Air*. This new edition is a compendium of antenna theory, design and construction and contains plenty for the antenna enthusiast to enjoy. Articles included are: Slim Jim Vertical Antenna for 144MHz, A five-element Beam Antenna for 70MHz, Antenna Ideas for the Novice and G2BCX 16-element Beam Antenna to name a few.
112 pages. £6.95



INTRODUCTION TO ANTENNA THEORY BP198

H. C. Wright

This book deals with the basic concepts relevant to receiving and transmitting antennas, with emphasis on the mechanics and minimal use of mathematics. Lots of diagrams help with the understanding of the subjects dealt with. Chapters include information on efficiency, impedance, parasitic elements and a variety of different antennas. 86 pages. £2.95

PRACTICAL ANTENNAS FOR NOVICES

John Heys G3BDQ

In this guide, written especially for newly qualified holders of the UK novice licence, John Heys describes in detail how to build simple but efficient antennas for each of the Novice bands up to 434MHz, as well as useful ancillary equipment to ensure that they are working correctly. A complete chapter is devoted to the safety and common-sense aspects of installing and using a transmitting antenna. This book will be invaluable not only to Novices, but also to any beginning amateur looking for easy-to-build antenna systems that really work.
52 pages. £5.99

PRACTICAL ANTENNA HANDBOOK 2nd Edition

Joseph J. Carr

As the name suggests, this book offers a practical guide to everything to do with antennas, from h.f. to microwaves. It also has sections on propagation, transmission lines, antenna fundamentals and a helpful introduction to radio broadcasting and communication. The book neatly balances a practical approach with the minimum of mathematics, good diagrams and a lively text.
437 pages. £23.95

PRACTICAL WIRE ANTENNAS RSGB

John Heys G3BDQ

Many radio enthusiasts have to be content with wire antennas. John Heys' practical approach to wire antennas provides plenty of ideas and projects to help get the best out of a simple system. A helpful book, and good reference source.
100 pages. £8.50

RADIO AMATEUR ANTENNA HANDBOOK

W. I. Orr W6SAI & S. D. Cowan W2LX

Yagi, Quad, Quagi and LPV beam antennas as well as vertical, horizontal and sloper antennas are covered in this useful book. How to judge the best location, DX antenna height, ground loss and radials.
188 pages. £8.50

RECEIVING ANTENNA HANDBOOK

Joe Carr

Your receiver is only as good as your antenna. This book is a complete guide to high performance receiving antennas. It is a comprehensive examination of antennas intended specifically for receiving purposes. An essential addition to your technical library, the listeners' antenna bible.
189 Pages. £17.50

SIMPLE, LOW-COST WIRE ANTENNAS FOR RADIO AMATEURS

W. I. Orr W6SAI & S. D. Cowan W2LX

Efficient antennas for Top Band to 2m, including 'invisible' antennas for difficult station locations. Clear explanations of resonance, radiation resistance, impedance, s.w.r., balanced and unbalanced antennas are also included.
188 pages. £8.50

W1FB'S ANTENNA NOTEBOOK (ARRL)

Doug DeMaw W1FB

This book provides lots of designs, in simple and easy to read terms, for simple wire and tubing antennas. All drawings are large and clear making construction much easier. There is no high-level mathematics in this book, just simple equations only when necessary to calculate the length of an antenna element or its matching section.
123 pages. £6.95

YAGI ANTENNA DESIGN

Dr James L. Lawson W2PV

This book is a polished and expanded version of a series of articles first published in *Ham Radio* following on from a series of lectures by the author, who was well-known as the expert on Yagi design. Chapters include simple Yagi antennas, loop antennas, effect of ground, stacking and practical antenna design.
210 pages. £10.95

Beginners (inc RAE)

AMATEUR RADIO FOR BEGINNERS (RSGB)

Victor Brand G3JNB

An ideal book for the absolute beginner to the amateur radio hobby. Well illustrated and an interesting read. 65 Pages. £3.50

AN INTRODUCTION TO AMATEUR RADIO BP257

I. D. Poole

This book gives the newcomer a comprehensive and easy to understand guide through amateur radio. Topics include operating procedures, jargon, propagation and setting-up a station. 150 pages. £3.50

AN INTRODUCTION TO THE ELECTROMAGNETIC WAVE BP315

F. A. Wilson

This little book deals effectively with a difficult abstract subject - the invisible electromagnetic wave. Aimed at the beginner, the book with its basic approach to electromagnetics, antennas, waves, propagation and constraints is a good starting point, complete very simple but clear diagrams and the minimum of mathematics.
122 pages. £4.95

THE BEGINNER'S HANDBOOK OF AMATEUR RADIO 3rd Edition

Clay Laster W5ZPV

This book is a good practical introduction to amateur radio. A variety of constructional projects are included to give the beginner experience in designing and building an amateur radio station. Even includes valves. 398 pages. £17.95

ELECTRONICS SIMPLIFIED - CRYSTAL SET CONSTRUCTION BP92

F. A. Wilson

Especially written for those who wish to take part in basic radio building. All the sets in the book are old designs updated with modern components. It is designed for all ages upwards from the day when one can read intelligently and handle simple tools. 72 pages. £1.75

ETI BOOK OF ELECTRONICS

Dave Bradshaw

Published in association with *Electronics Today International* magazine, this book is both a theoretical and practical introduction to electronics. It clearly explains the theory and principals of electronics and each chapter includes a project for the beginner to make. The projects a loudspeaker divider, continuity tester, 'brown-out' alarm, freezing alarm, mini-amplifier and burglar alarm. 208 pages. £10.95

HOW TO PASS THE RADIO AMATEURS' EXAMINATION (RSGB)

Clive Smith G4FZH and George Benbow G3HB

The background to multiple choice exams and how to study for them with sample RAE paper for practice plus maths revision and how to study for the exam. The majority of this book is given to sample examination papers so that candidates can familiarise themselves with the examination and assess their ability. 88 pages. £7.99

THE RADIO AMATEURS' QUESTION & ANSWER REFERENCE MANUAL Fifth Edition

Ray Petri G00AT

This book has proved itself over four editions and now appears with many updates and innovations in its long awaited fifth edition. Ideal for the class or independent RAE student, it has over 1240 examples of the multiple choice examination questions, an excellent data reference section and an important and useful guide on using electronic calculators. £13.95

RAE MANUAL (RSGB)

G.L. Benbow G3HB

The latest edition of the standard aid to studying for the Radio Amateurs' Examination. Updated to cover the latest revisions to the syllabus. Takes the candidate step-by-step through the course. 127 pages. £7.99

RAE REVISION NOTES (RSGB)

G.L. Benbow G3HB

If you're studying for the Radio Amateurs' Examination, this book could be useful. It's a summary of the salient points of the Radio Amateurs' Examination Manual, the standard textbook for the exam. It's A5 size, and therefore can be carried with you wherever you go. Easy-to-read, it's divided into 13 chapters with topics like receivers, power supplies, measurements, operating procedures, licence conditions and a summary of the formulae all dealt with. 92 pages. £4.99

REVISION QUESTIONS FOR THE NOVICE RAE (RSGB)

Esde Tyler G0AEC

In effect Esde Tyler's book could be considered as being a training manual for the NRAE. Answers are supplied and the book provides a useful reference source. 60 pages. £5.00

THE NOVICE LICENCE STUDENT'S NOTEBOOK

John Case GW4HWR

This is the recommended course book for anyone taking the Novice Licence. Covering all aspects of amateur radio and electronics it would be useful to anyone starting out in amateur radio. Every left hand page is for your own notes of explanation. 124 pages. £5.99

SHORTWAVE RADIO LISTENING FOR BEGINNERS

Anita Louise McCormick K8KGI

This book provides all the hands-on information you need to get off to a quick start in short wave listening. An excellent introductory guide, it describes in easy-to-understand non-technical terms how short wave radio works, available equipment and where to find it, what stations can be heard and how to become a licensed radio amateur. 176 pages. £9.95

TRAINING FOR THE NOVICE LICENCE A MANUAL FOR THE INSTRUCTOR (RSGB)

John Case GW4HWR

Aimed at the Novice licence instructor this manual provides the syllabus and an excellent framework textbook to help novice, instructor and beginner alike. An excellent basic reference work. 101 pages. £6.50

W1FB'S HELP FOR NEW HAMS (ARRL)

Doug DeMaw W1FB

This book covers everything from getting acquainted with new equipment to constructing antennas, station layout, interference and operating problems to on-the-air conduct and procedures. 155 pages. £8.95

Callbooks

AMATEUR RADIO CALL BOOK AND INFORMATION DIRECTORY (RSGB) 1996 Edition

This year's Call Book covers call signs up to G0JWF, G7VOT and 2EDAMO and 2E1EIZ. Following the introduction in the 1995 Call Book of a surname and town index the RSGB have continued to widen its appeal by introducing a WAB square listing and IARU locator for most entries. As well as this you can expect to find all the usual information on Band plans, Contests, Licensing, Morse, Propagation, RAYNET and much more. 529 pages. £11.23

RADIO AMATEUR CALLBOOK INTERNATIONAL LISTINGS 1995

73rd Edition
The only publication listing licensed radio amateurs throughout the world. Also includes DXCC Countries list, standard time chart, beacon lists and much more. Over 1400 pages. 0/P

RADIO AMATEUR CALLBOOK NORTH AMERICAN LISTINGS 1995

73rd Edition
Listings of US amateurs (including Hawaii). Also contains standard time chart, census of amateur licences of the world, world-wide QSL bureau, etc. Over 1400 pages. £20.95



(01202) 659930 (24 HOURS)

Internet orders: bookstore@pwpub.demon.co.uk

Computing

AN INTRODUCTION TO COMPUTER COMMUNICATIONS BP177

R. A. Penfold

Details of various types of modem and their applications, plus how to interconnect computers, modems and the telephone system. Also networking systems and RTTY. 72 pages. £2.95

ELECTRONIC PROJECTS FOR YOUR PC BP320

R. A. Penfold

102 pages. £3.95

HOW TO EXPAND, MODERNISE AND REPAIR PCs AND COMPATIBLES BP271.

R. A. Penfold

Recently revised, this book has seven chapters dealing with IBM PC/ATs or 'clones'. Starting with an overview of PCs and hardware, before describing upgrading disks, video and memory. Three chapters cover repairs, building a PC from bits, and recent developments. A good grounding in PCs. 166 pages £ 5.95.

INTERFACING PCs AND COMPATIBLES BP272

R. A. Penfold 86 pages. £3.95

NEWNES COMPUTER ENGINEER'S POCKET BOOK Third Edition

Michael Tooley

An invaluable compendium of facts, figures, circuits and data which is indispensable to the designer, student, service engineer and all those interested in computer and microcomputer systems. This enlarged third edition covers a vast range of subjects at a practical level, with the appropriate explanatory text. 256 pages. £12.95

PCs MADE EASY. Second Edition

James L. Turley

A friendly, comprehensive introduction to every personal computer - including Macs! This book is packed with valuable tips on every aspect of computer technology available today and will help you to get comfortable with your computer - fast. 438 pages. £15.95

EMC

INTERFERENCE HANDBOOK

William R. Nelson WA6FQG

How to locate & cure I.I. for radio amateurs, CBers, TV & stereo owners. Types of interference covered are spark discharge, electrostatic, power line many 'cures' are suggested. 250 pages. £9.50

THE RADIO AMATEUR'S GUIDE TO EMC (RSGB)

Robin Page-Jones G3JWJ

This paperback book provides essential information and reading for anyone who has an EMC (interference) problem. With the help of the well-illustrated text and techniques, much of the mystery from the troublesome world of electromagnetic compatibility is removed. 117 pages. £7.99

Historical

1934 OFFICIAL SHORT WAVE RADIO MANUAL

Edited by Hugo Gernsback

A fascinating reprint from a bygone age with a directory of all the 1934 s.w. receivers, servicing information, constructional projects, circuits and ideas on building vintage radio sets with modern parts. 260 pages. £11.60

THE BRIGHT SPARKS OF WIRELESS (RSGB)

G. R. Jessop G6JJP

This hardback book is well illustrated with some excellent photographs. It pays tribute to and takes a good look at the personalities behind the early days of amateur radio and the equipment they used. A good read. 90 pages. £12.50

WORLD AT THEIR FINGERTIPS (RSGB)

This book comprehensively covers the fascinating history, techniques, equipment used and personalities behind amateur radio from the very beginnings of the hobby to the late 1960s. John Clarricoats G6CL. 307 pages. £6.00

Maps and Log Books

AMATEUR RADIO LOGBOOK (RSGB)

This standard spirally bound amateur radio log book has 100 pages and is marked out with the format required in the UK. There are columns for date, time (UTC), frequency, power (in dBW), station worked/called, reports, QSL information and remarks. £3.00

NORTH ATLANTIC ROUTE CHART

This is a five-colour chart designed for the ATC in monitoring transatlantic flights. Supplied folded. 740 x 520mm. £6.50

QTH LOCATOR MAP OF EUROPE

This comprehensive map of the European call sign area has now been updated and enhanced. This well thought out, coloured map covers from N. Africa to Iceland and from Portugal in the west to Iran in the east. Folds to fit into the 145 x 240mm clear envelope. 1080 x 680mm. £5.95

RADIO AMATEURS MAP OF THE WORLD

This brightly coloured map clearly showing call sign prefixes for the world and is up-to-date with recent European boundary changes. Supplied folded in a clear plastic wallet. 980 x 680mm. £5.95

RECEIVING STATION LOG BOOK (RSGB)

£3.50

Microwaves

ARRL UHF/MICROWAVE EXPERIMENTER'S MANUAL

Various Authors

A truly excellent manual for the keen microwave enthusiast and for the budding 'microwaver'. With contributions from over 20 specialist authors. Chapters covering

techniques, theory, projects, methods and mathematics. 446 pages. £14.50

MICROWAVE HANDBOOK RSGB

Volumes 1, 2 and 3. Edited By M. W. Dixon G3PFR

Approximately 350 pages (each volume). Vol. 1 costs £9.99, Vol. 2 and 3 cost £14.99 each.

Morse

INTRODUCING MORSE

Collected Articles from *PW* 1982-1985. 48 pages. £1.25

Operating and Handbooks

AMATEUR RADIO TECHNIQUES RSGB

Pat Hawker G3VA

Anyone who enjoys Pat Hawker's 'Technical Topics' in *Radio Communications* will enjoy this book. An amateur radio manual itself, this paperback book, the 7th edition, can only be bettered by a new edition. A truly excellent reference source with a practical bias. 368 pages. £9.50

ARRL HANDBOOK FOR RADIO AMATEURS 1996 (ARRL)

Now in its 73rd Edition this 1200 page book is packed with information on everything from What is Amateur Radio? through Practical Design to Construction Techniques and Operating Practices.

For the first time the *ARRL Handbook* includes a disk of software which should prove useful and practical to all amateurs. The disk contains a Windows database, TISFIND which is a list of parts suppliers and addresses Also included on the disk are software applications for Pi Network Design, SSTV, active filter design and a shortened dipole design, etc. 1200 pages. £25

ARRL OPERATING MANUAL

Another very useful ARRL book. Although written for the American amateur, this book will also be of use and interest to the UK amateur. Topics covered range from short wave listening through operating awards to repeaters, operating and satellites. 684 pages. £12.95

ARRL SPREAD SPECTRUM SOURCEBOOK

Many readers thought an article about spread spectrum communications in the April 1993 *PW* a spoof, but this book shows the reality of the technique. The ten chapters contain descriptions of the basic theory, the designs, and the techniques involved, and there are basic transceiver building blocks for your experimentation. 360+ pages. £14.50.

COMPLETE DX'ER

Bob Locher

This book covers equipment and operating techniques for the DX chaser, from beginner to advanced. Every significant aspect of DXing is covered, from learning how to really listen, how to switch the rare ones out of the pile-ups and how to secure that elusive QSL card. 204 pages. £7.95

HINTS AND KINKS FOR THE RADIO AMATEUR

Edited by Charles L. Hutchinson and David Newkirk

A collection of practical ideas gleaned from the pages of *QST* magazine. Plenty of projects to build, hints and tips on interference, c.w. and operating and snippets of information from amateurs who've tried and tested the idea. 129 pages. £8.95

MARINE SSB OPERATION

J. Michael Gale

How do you stay in touch when you sail off over the horizon and into the blue? What you need is a single sideband radio, a marine s.s.b. This book explains how the system works, how to choose and install your set and how to get the best out of it. There is also a chapter on amateur radio with the emphasis on the increasingly important maritime mobile nets. 96 pages. £10.95

MARINE VHF OPERATION

J. Michael Gale

A v.h.f. radiotelephone is essential equipment for any sea-going boat, but what can you do with it? Who can you call, and how do you make contact? Which channel do you use, and why? What is the procedure for calling another boat, calling the family through the telephone system, or making a distress call? This book will tell you. 48 pages. £7.95

RADIO COMMUNICATION HANDBOOK (RSGB)

6th Edition

Dick Biddulph G8PDS

This long awaited new edition has been extensively up-dated and is full of diagrams and photographs. This book is a complete handbook/reference work and project book all rolled into one. The final innovation is that the necessary p.c.b. templates for the featured projects are provided at the end of the book making them much easier to work from when making your own p.c.b.s. 750 pages. £20.00.

SETTING UP AN AMATEUR RADIO STATION BP300

I. D. Poole

Ian Poole G3YWX provides a helpful guide for anyone setting up an amateur radio station and covers: station design, construction, antenna, equipment, lay-out and the construction and use of basic test equipment, and helpful 'on the air' operating hints. 81 pages. £3.95

Packet

PRACTICAL GUIDE TO PACKET OPERATION IN THE UK

Mike Mansfield G6AWD

Introduces the concept of packet radio to the beginner. Problem areas are discussed and suggestions made for solutions to minimise them. Deals with the technical aspects of packet taking the reader through setting up and provides a comprehensive guide to essential reference material. 220 pages. £10.50

PACKET: SPEED, MORE SPEED AND APPLICATIONS (ARRL)

There is a lot to see, learn and do with packet. You don't need to be a 'guru' to join in the fun. This collection of articles and updates from *ARRL Computer Networking Conference Proceedings*, *TAPR's Packet Status Register*, *QEX*, *QST* and the *ARRL Handbook* promises an exciting ride for both packeters and future packeters. Hang onto your seat and start-up your modem! 144 pages. £12.95

YOUR GATEWAY TO PACKET RADIO

Stan Horzepa WA1LOU

What is packet radio good for and what uses does it have for the 'average' amateur? What are protocols? where, why, when? Lots of the most asked questions are answered in this useful book. It included details of networking and space communications using packet. 278 pages. £8.95

YOUR PACKET COMPANION

Steve Ford WB8IMY

This American book goes to considerable lengths to explain in simple terms how the radio amateur can get going on packet, how it works and what the various systems are. There are chapters dealing with assembling a packet station, sending

and receiving packet mail and exploring advanced networking systems. Your Packet Companion goes a long way to explain some of the mysteries of packet radio. 170 pages. £5.95

Propagation

AN INTRODUCTION TO RADIO WAVE PROPAGATION BP293

J.G. Lee

How does the sun and sunspots affect the propagation of the radio waves which are the basis of our hobby? They affect the ionosphere, but differing frequencies are treated differently. Find out how to use charts to predict frequencies that will be the most profitable. What effect will noise have on the signal? Find out with this book. 116 pages. £5.95

LOW PROFILE AMATEUR RADIO - OPERATING A HAM STATION FROM ALMOST ANYWHERE (ARRL)

Jim Kearman KR1S

This book delves into the techniques of being a 'hidden Ham'. There are chapters on specialised equipment, operating techniques and antennas to name but a few. If you have a fascination for spy type radio equipment or like the idea of having a complete h.f. or v.h.f. rig built in a suitcase, then this little American book is for you. 124 pages. £5.95

SPACE RADIO HANDBOOK (RSGB)

John Branegan G4MIHJ

236 pages. £12.50

QRP

G-QRP CLUB CIRCUIT HANDBOOK

Edited by Rev. G. Dobbs G3RJV

This paperback book has been compiled from circuits published in the G-QRP Club journal *Sprout* from the years 1974 to 1982. Essentially it's a collection of circuits and projects covering everything from receivers, transmitters, antennas and accessories together with set QRP test equipment. This book is aimed at the keen constructor and provides all the information required to build the host of projects described. 96 pages. £8.50

QRP CLASSICS (ARRL)

Edited by Bob Schetgen

Operating QRP is fun. The equipment is generally simple and easy to build, but often performs like more sophisticated commercial equipment. Some QRP Field Day stations operate a full 27 hours on a car battery - it's the perfect equipment for emergency communication when the power fails. Extracts from QST and the ARRL Handbook. 274 pages. £9.95

W1FB's QRP NOTEBOOK (ARRL)

2nd Edition. Doug De Maw W1FB

The new improved and updated 2nd edition of this book, covers the introduction to QRP, construction methods, receivers and transmitters for QRP. This workshop-notebook style publication, which is packed with new designs for the keen QRP operator, also covers techniques, accessories and has a small technical reference section. 175 pages. £7.95

GETTING THE MOST FROM YOUR MULTIMETER BP239

R. A. Penfold

This book is primarily aimed at beginners. It covers both analogue and digital multi-meters and their respective limitations. All kinds of testing is explained too. No previous knowledge is required or assumed. 102 pages. £2.95

HANDS-ON GUIDE TO OSCILLOSCOPES

Barry Ross

Covers all aspects of oscilloscope use. This book is aimed at the novice and assumes a minimum of previous knowledge and should be of use to engineers, scientists and electronic enthusiasts alike. If you have an oscilloscope this book is a must. 228 pages. £17.95

HOW TO USE OSCILLOSCOPES & OTHER TEST EQUIPMENT BP267

R. A. Penfold

Hints and ideas on how to use the test equipment you have, to check out, or fault find on electronic circuits. Many diagrams of typical waveforms and circuits, including descriptions of what waveform to expect with particular faults, or distortion in audio amplifiers. 104 pages. £3.50

MORE ADVANCED TEST EQUIPMENT CONSTRUCTION BP249

R. A. Penfold

A follow on from Test Equipment Construction (BP248) this book looks at digital methods of measuring resistance, voltage, current, capacitance and frequency. Also covered is testing semi-conductors, along with test gear for general radio related topics. 102 pages. £3.50

MORE ADVANCED USES OF THE MULTIMETER BP265

R. A. Penfold

This book is primarily intended as a follow-up to BP239, Getting the most from your Multi-meter. By using the techniques described in this book you can test and analyse the performance of a range of components with just a multi-meter (plus a very few inexpensive components in some cases). The simple add-ons described extend the capabilities of a multi-meter to make it even more useful. 96 pages. £2.95

PRACTICAL TRANSMITTERS FOR NOVICES

John Case GW4HWR

This book contains a selection of 'easy to build' transmitter designs which are suitable for the UK Novice bands (including microwaves). Although the book is primarily aimed at Novices it should also interest any amateur who is building transmitters for the first time. Chapters include: Methods of construction, Amplifiers and Filters, Tools and how to use them and Suppliers of components and many more. 126 pages. £9.00

TEST EQUIPMENT FOR THE RADIO AMATEUR

Clive Smith G4FZH

In its 3rd edition, this book provides many up-dated test equipment project designs for the radio amateur, complete with p.c.b. template (in the rear of the book). Areas covered include: current and voltage measurements, oscilloscopes, frequency, r.f., antenna and transmission line measurements. 170 pages. £9.00

VHF

ALL ABOUT VHF AMATEUR RADIO

W. I. Orr W6SAI

Written in non-technical language, this book provides information covering important aspects of v.h.f. radio and tells you where you can find additional data. If you have a scanner, you'll find a lot of interesting signals in the huge span of frequencies covered, 100-300MHz & 50, 420, 902 & 1250MHz bands. 163 pages. £5.90

AN INTRODUCTION TO VHF/UHF FOR RADIO AMATEURS BP281

I.D. Poole

An excellent book to go with the new Novice or full call sign. Nine chapters and an appendix deal with all aspects and frequencies from 50 to 1300MHz. Topics include propagation, descriptions of the bands, antennas, receivers, transmitters and a special chapter on scanners. 102 pages. £3.50

VHF UHF MANUAL (RSGB)

G. R. Jessop G6JAP

The 4th edition of this well known book is in paperback form. Packed with information for the world of radio above 30MHz. It covers everything from v.h.f./u.h.f. radio history and theory and propagation to projects and techniques. An excellent reference source. Approximately 1000 pages. £10.50

ELECTRONICS

50 (FET) FIELD EFFECT TRANSISTOR PROJECTS BP39

F.G. Rayer

50 circuits for the s.w.l., radio amateur, experimenter or audio enthusiast using f.e.t.s. Projects include r.f. amplifiers and converters, test equipment and receiver aids, tuners, receivers, mixers and tone controls. 104 pages. £2.95

A REFERENCE GUIDE TO BASIC ELECTRONICS TERMS BP286

F. A. Wilson

As its title suggests, this book covers the basic terms involved in electronics and with its short, clear and precise explanations is a helpful guide and useful textbook for the beginner and anyone preparing for an examination. 472 pages. £5.95

A REFERENCE GUIDE TO PRACTICAL ELECTRONICS TERMS BP287

F. A. Wilson

A reference guide laid out in alphabetic order with an index, this book provides a useful source for the experienced and beginner alike. 431 pages. £5.95

AUDIO ELEMENTS OF ELECTRONICS - BOOK 6 BP111

F. A. Wilson

This book studies sound and hearing, and examines the operation of microphones, loudspeakers, amplifiers, oscillators, and both disk and magnetic recording. Intended to give the reader a good understanding of the subject without getting involved in the more complicated theory and mathematics. 308 pages. £3.95

BEGINNERS GUIDE TO MODERN ELECTRONIC COMPONENTS BP285

R. A. Penfold

This book covers a wide range of modern components. The basic functions of the components are described, but this is not a book on electronic theory and does not assume the reader has an in-depth knowledge of electronics. It is concerned with practicalities such as colour codes, deciphering code numbers and suitability. 166 pages. £3.95

CIRCUIT SOURCE BOOK 1 - BP321

R. A. Penfold

Written to help you create and experiment with your own electronic designs by combining and using the various standard 'building block' circuits provided. Deals with filters, amplifiers, voltage comparators, etc. 182 pages. £4.95

CIRCUIT SOURCE BOOK 2 - BP322

R. A. Penfold

Complementary to Circuit Source Book 1, helps you create and experiment with your own electronic designs by combining and using the various standard 'building block' circuits provided. Covers signal generation, power supplies and digital electronics, etc. 214 pages. £4.95

FILTER HANDBOOK - A Practical Design Guide

Stefan Niewiadomski

A practical book, describing the design process as applied to filters of all types. Includes practical examples and BASIC programs. Topics include passive and active filters, worked examples of filter design, switched capacitor and switched resistor filters and includes a comprehensive catalogue of pre-calculated tables. 195 pages. £30.00

NEWNES AUDIO AND HI-FI ENGINEER'S POCKET BOOK Third Edition

Vivian Capel

A concise collection of practical and relevant data for anyone working on sound systems. The topics covered include microphones, gramophones, compact discs, tape recording, high quality radio, amplifiers, loudspeakers and public address. 210 pages. £12.95

NEWNES ELECTRONICS ENGINEER'S POCKET BOOK

Keith Brindley

This convenient sized volume is packed with information which everyone involved in electronics will find indispensable. This book is an invaluable compendium of facts, figures and formulae. Managers, designers, students and service personnel will find it useful at all stages in electronics processes. 306 pages. £12.95

POWER SUPPLY PROJECTS BP76

R. A. Penfold

This book gives a number of power supply designs including simple unregulated types, fixed voltage regulated types and variable voltage stabilised designs. 89 pages. £2.50

PRACTICAL ELECTRONIC FILTERS BP299

Owen Bishop

A useful introduction to the complex world of filters and their design where the author avoids the mathematical approach. The theory of filters, their design and a information on dozen or so practical projects are provided. 189 pages. £4.95

PRACTICAL ELECTRONICS HANDBOOK

Ian Sinclair

"The best value handbook on electronics you can buy", so claims the sleeve notes of the 4th edition. They're not far of the mark either. The volume covers a wide range of disciplines. These include passive and active discrete components, i.c.s both analogue and digital including A/D and D/A. Microprocessor and systems. Much reference data is also included. A book worthy of space in your library. 439 pages. £13.95

TEST EQUIPMENT CONSTRUCTION BP248. R.A. Penfold

Describes, in detail, how to construct some simple and inexpensive, but extremely useful, pieces of test equipment. Stripboard layouts are provided for all designs, together with wiring diagrams where appropriate, plus notes on their construction and use. 104 pages. £2.95

W1FB's DESIGN NOTEBOOK (ARRL)

Doug DeMaw W1FB

This book is aimed at the non-technical amateur who wants to build simple projects and obtain a basic understanding of amateur electronics. Your workshop does not need to be equipped like an engineering lab to be successful as an experimenter.

Don't let a lack of test equipment keep you from enjoying the thrills of experimentation. 195 pages. £8.50

Data

ARRL ELECTRONICS DATA BOOK

Doug DeMaw W1FB

Back by popular demand, completely revised and expanded, this is a handy reference book for the r.f. designer, technician, amateur and experimenter. Topics include components and materials, inductors and transformers, networks & filters, digital basics and antennas and transmission lines. 260 pages. £8.95

ELECTRON TUBE LOCATOR

George H. Fathauer

Published by Antique Electronic Supply (Arizona)

A spirally bound (opening flat) style book, this should prove to be of great interest to valve collectors, historians and anyone trying to identify particular valves. The author provides a comprehensive list of American and British Service valves and 'civilian' equivalents and the valve base details are provided, with description of valve type and although there's no comprehensive valve characteristic information, the filament voltages and currents are given in a clear and precise style. Ideal for the researcher and collector. 350 pages. £19.95

ESSENTIAL CHARACTERISTICS (TUBES & TRANSISTORS)

(Original Publishers General Electric)

Re-published by Antique Electronic Supply (Arizona)

This stiff covered, novel-sized paperback facsimile book is printed on good paper and is packed throughout with information, and connection details (base pin charts) on receiving valves, special purpose valves, cathode ray tubes, thyatrons, vidicons and many others (including semiconductor). Highly recommended as a valve reference book. 475 pages. £5.95

FURTHER PRACTICAL ELECTRONICS CALCULATIONS & FORMULAE BP144

F. A. Wilson. 450 pages. £4.95

PRACTICAL ELECTRONICS CALCULATIONS AND FORMULAE BP53

F. A. Wilson

Written as a workshop manual for the electronics enthusiast, there is a strong practical bias and higher mathematics have been avoided where possible. 249 pages. £3.95

PRACTICAL ELECTRONIC DESIGN DATA BP316

Owen Bishop

In essence this book is a helpful collection of designers' 'building block' circuits, information, connection data and back-up information complete with an index. 327 pages. £4.95

RADIO AMATEUR AND LISTENER'S DATA HANDBOOK

Steve Monev

This is a unique collection of useful and intriguing data for both the traditional and modern radio amateur as well as the high-tech listener. Familiar radio topics are covered - abbreviations and codes, symbols, formulae and frequencies - while the newer features of the hobby radio world - decoding, airband, maritime, packet, slow scan TV, etc. are also dealt with. 240 pages. 0/5

RCA RECEIVING TUBE MANUAL

(Original Publishers Radio Corporation Of America)

Re-published by Antique Electronic Supply (Arizona)

This novel-sized stiff covered paperback book is absolutely fascinating for anyone interested in valves! In reality it's a designer's handbook with potted details, characteristic curves, information and descriptions of typical applications for each valve listed. It's even got a section showing receiver circuits and applications. Excellent reading and reference. 384 pages. 0/5

RCA TRANSMITTING TUBES

(Original Publisher Radio Corporation of America)

Re-published by Antique Electronic Supply (Arizona)

This is a stiff covered paperback novel-sized book. And if you've got an interest in transmitting with valves...this is a useful reference source for valves up to 4kW input. The RCA authors have included some interesting practical circuits using their valves, including some for s.s.b., v.h.f. and others. Highly recommended reference source. 318 pages. £9.95

Projects

COIL DESIGN AND CONSTRUCTION MANUAL BP160

B.B. Babani. 106 pages. £3.95

HOW TO DESIGN AND MAKE YOUR OWN PCBs BP121

R. A. Penfold

The purpose of this book is to familiarise the reader with both simple and more sophisticated methods of producing p.c.b.s. The emphasis of the book is very much on the practical aspects of p.c.b. design and construction. 66 pages. £2.50

MORE ADVANCED POWER SUPPLY PROJECTS BP192

R. A. Penfold

The practical and theoretical aspects of the circuits are covered in some detail. Topics include switched mode power supplies, precision regulators, dual tracking regulators and computer controlled power supplies, etc. 92 pages. £2.95

PROJECTS FOR RADIO AMATEURS AND SWLS BP304

R. A. Penfold

This small book covers the construction and use of radio frequency and intermediate frequency projects, and audio frequency projects. Under the first heading ideas include a crystal calibrator, an antenna tuning unit, a wave trap, a b.f.o. and other useful projects. On the audio side projects include a bandpass filter, a by-pass switch, a c.w./RTTY decoder and many other practical ideas and suggestions for the home constructor. 92 pages. £3.95

SHORT WAVE SUPERHET RECEIVER CONSTRUCTION BP276

R. A. Penfold

A general purpose receiver to build, from antenna to audio, described in understandable English. 80 pages. £2.95

SIMPLE SHORT WAVE RECEIVER CONSTRUCTION BP275

R. A. Penfold

Before discussing projects and techniques, the author provides essential information on theory, propagation, receiver designs and techniques. Finally, the author provides design for and describes the construction of practical receivers. 88 pages. £3.95

Access   
(01202) 659930 (24 HOURS)

ENDNOTES

Rob Mannion reflects and looks ahead.

Working on the *PW* team is a busy job and as everyone knows, I'm prone to forgetting things (I even forgot to put my artificial arm on once and only realised it when I tried to tie my shoelaces up!). So, a year-planner is a great help in organising my time and making sure I turn up at clubs to do the right talk at the right time! With that in mind the team thought that readers would find a wall mounting year planner useful. I hope you do find your planner helpful. There's only one

problem...it graphically shows you how short a time we've got in each year!

This magazine has been an interesting issue to work on, and we think you'll enjoy *PW* for February. We've provided some interesting projects which can be built over a weekend and there's some fascinating reading too.

I'm pleased to announce that a great



favourite of *PW* readers, the Rev. George Dobbs G3RJV, will soon be returning to write a new series. The new series 'Carrying On The Practical Way' will follow in the footsteps of 'Getting Started...The Practical Way', but at a higher level.

In his new, series George will concentrate on providing complete 'weekend' style projects in his own inimitable way.

As he's to be writing a monthly column again, George will be standing down from his occasional (on the 'rotating author schedule') tenure of 'Antenna Workshop'. His place is to be taken by Dick Pascoe G0BPS of 'Pascoe's Penny Pinchers' fame! And

I have no doubt readers will continue to enjoy Dick's simple approach, especially as he will be writing on a regular basis.

So, in hoping you enjoy this issue as much as the team has enjoyed preparing it, I've got to get on with March, (and there's even better to come then!). Cheerio for now.

Rob G3XFD

CAN YOU AFFORD TO MISS IT? - ON SALE FEBRUARY 8 1996 - PLACE YOUR ORDER TODAY!

Featuring: Centre page pull-out **London Show Guide**. Find your way round the **Picketts Lock show** with *PW*.

And if you're not sure where Picketts Lock is you had better read **Peter Barville G3XJS's** review on the **GPS 45 hand-held satellite navigation system**. It's ideal for knowing just what 'square' you're in for 'Worked All Britain' operations, **DXpeditions**, maritime mobile and for the times you get diverted off the motorway!



Plus:

- * **Build A 1.7 to 30MHz m.o.s.f.e.t. converter**
- * **Construct a mini-dipole for 14MHz**
- * **Get ready for the sunnier weather and build a solar-powered charger**
- * **Antenna construction for v.h.f. - build a 144MHz colinear**

Why's The 'Mad March Hare' Cross? Because He Missed The March *PW*! So, Don't Miss Out....'Hare' Across To The Newsagent & Order Your Copy Now.

PW SERVICES

Queries:

Practical Wireless, PW Publishing Ltd., Arrowsmith Court, Station Approach, Broadstone, Dorset BH18 8PW.

We will always try to help readers having difficulties with *Practical Wireless* projects, but please note the following simple rules:

- 1: We **cannot** deal with technical queries over the telephone.
- 2: We **cannot** give advice on modifications either to our designs, to commercial radio, TV

or electronic equipment.

3: All letters asking for advice **must** be accompanied by a stamped self-addressed envelope (or envelope plus IRCs for overseas readers).

4: Make sure you describe the problem adequately, with as much detail as you can possibly supply.

5: Only one problem per letter please.

Back Numbers

Limited stocks of many issues of *PW* for past years are available at £2.30 each including post and packing. If the issue you want is not available, we can photocopy a

specific article at a cost of £1.50 per article or part of article. Over the years, *PW* has reviewed many items of radio related equipment. A list of all the available reviews and their cost can be obtained from the Editorial Offices at Arrowsmith Court, Station Approach, Broadstone, Dorset BH18 8PW for a large stamped self-addressed envelope.

Binders

PW can provide a choice of binders for readers' use. Plain blue binders are available, each holding 12 issues of any similar A4 format magazine.

Alternatively, blue binders embossed with the *PW* logo in silver can be supplied. The price for either type of binder is £5.50 each (£1 P&P for one, £2 for two or more).

Send all orders to PW Publishing Ltd., FREEPOST, Arrowsmith Court, Station Approach, Broadstone, Dorset BH18 8PW.

Constructional Projects

Components for *PW* projects are usually readily available from component suppliers. For unusual or specialised components, a source or sources will be quoted.

Mail Order

All items from *PW* are available Mail Order, either by post or using the 24hr Mail Order Hotline (01202) 659930. Payment should be by cheque, postal order, money order or credit card (Mastercard and Visa only). All payments **must** be in sterling and overseas orders **must** be drawn on a London Clearing Bank.

YOUR LOCAL DEALERS

SURREY

Chris Rees
G3TUX

The QRP Component Company
PO Box 88 Haslemere Surrey GU27 2RF
Tel: (01428) 641771
Fax: (01428) 641794

Stockists of:

- ✓ Howes Kits ✓ Jones Keys
- ✓ Vargarda Aerials
- ✓ Bits n' pieces! © Lists

MID GLAMORGAN

SANDPIPER COMMUNICATIONS

Unit 5, Enterprise House, Cwmbach Industrial Estate, Aberdare, Mid Glamorgan CF44 0AE

Tel: (01685) 870425
Fax: (01685) 876104

A full range of transmitting & receiving antennas available for the amateur commercial market.

YORKSHIRE

YAESU
ICOM
Kenwood

Alan Hooker
Radio Communications

42, Netherhall Road, Doncaster
Tel: (01302) 325690

Open Mon-Sat 10-5 pm
Closed Thursdays

LONDON

Locate Communications Ltd

23 BOUSFIELD ROAD, NEW CROSS, LONDON SE14 5TP

Independent Radio Engineers

We can maintain any of the following systems:- amateur radio equipment, mobile radio systems and IBM PC/Clone computers

Tel: 0171-732 8319
Fax: 0171-652 5796

KENT

WANTED

We BUY and SELL quality used Amateur Radio's

Send an SAE for our list or telephone for a quote on your unwanted equipment.

COLLECTION & DELIVERY SERVICE AVAILABLE.

KP Trading, Seaview House
Crete Road East, Folkestone CT18 7EG
Tel/Fax 01303 891106

(KP Trading is a subsidiary of KANGA PRODUCTS)

SCOTLAND

JAYCEE ELECTRONICS LTD

20 Woodside Way, Glenrothes, Fife KY7 5DF

Tel: (01592) 756962 (Day or Night)

Fax No. (01592) 610451

Open: Tues-Fri 9-5; Sat 9-4

KENWOOD, YAESU & ICOM APPROVED DEALERS

A good stock of new and secondhand equipment always in stock

KENT

KANGA PRODUCTS

For QRP kits

A variety of kits for RECEIVERS, TRANSMITTERS & TEST GEAR.

Send an A5 SAE for a free copy of our catalogue

Seaview House, Crete Road East

Folkestone, CT18 7EG

Tel/Fax (01303) 891106

0900 - 1900 Only

SCOTLAND

TENNAMAST

SCOTLAND

Masts from 25ft - 40ft

Adapt-A-Mast

(01505) 503824

81 Mains Road, Beith, Ayrshire. KA15 2HT

NORTHWEST

ARC Ltd.

Everything for the radio amateur under one roof!

36 Bridge Street, Earlestown, Newton-le-Willows, Merseyside WA12 9BA

Tel: 01925 229881

Fax: 01925 229882

C.B. RADIO
RETAIL

SEND LARGE STAMPED ADDRESSED ENVELOPE FOR INFORMATION OR £2.99 FOR CATALOGUE

TRADE

MANUFACTURERS/IMPORTERS OF ALL MOONRAKER PRODUCTS

TRADE ENQUIRIES WELCOME.

MOONRAKER (UK) LTD, UNIT 12, CRANFIELD ROAD, CRANFIELD ROAD, WOBURN SANDS, BEDFORDSHIRE MK17 8QR
TEL (01908) 281705 FAX (01908) 281706

AVON/SOMERSET

QSL COMMUNICATIONS

We stock all makes of equipment for the Amateur and Listener.

Part Exchange Welcome

Unit 6 Worle Industrial Centre, Coker Road, Worle, Western-Super-Mare BS22 0BX

Tel/Fax: (01934) 512757

SOUTHAMPTON

SMC Ltd

Main Dealer for: Yaesu, Kenwood, Icom AOR & Cushcraft

SM House, School Close, Chandlers Ford Industrial Estate, Eastleigh, Hampshire SO5 3BY

Tel: (01703) 255111

Fax: (01703) 263507

DEVON

Reg. Ward & Co. Ltd.

The South-West's largest amateur radio stockist. Approved dealer for Kenwood, Yaesu and Icom

1 Western Parade, West Street, Axminster, Devon, EX13 5NY
Tel: (01297) 34918

(Closed 1.00-2.00 and all day Monday)

To advertise here



LYNN on 01202 659920

LONDON

MARTIN LYNCH
G4HKS

For all your amateur radio needs

140-142 Northfield Avenue Ealing London W13 9SB

Tel: 0181-566 1120

Fax: 0181-566 1207

Index to Advertisers

AH Supplies52
AKD8
ARC Ltd.....4
Castle Electronics45
Chevet Books52
Cirkit.....29
Coastal Comms.....45
Colomor Electronics52
Cricklewood Electronics.....61
Fairhaven Electronics52
Haydon Comms14/15

Howes, CM8
Icom UKcover iii
Interconnections47
J & P Electronics.....52
J Birkett52
Lake Electronics52
Langrex Supplies.....47
Lentini Comms.....52
Lowe Electronics.....2/3
Maplin Electronics.....cover iv
Martin Lynch & Son18/19

Monitoring Times4
North Devon Radio.....61
PCB Service.....61
QRP Component Co.47
Radiosport.....5
RAS Notts.....52
RSGB.....29
Short Wave Magazine6
Short Wave Shop47
Waters & Stanton7
Yaesu UK.....cover ii

IC-W31E

Star Performing Compact Dual-band Handheld

ICOM's IC-W31E offers outstanding performance in a surprisingly compact package with dual-band operation, numerous memories, alphanumeric display and many more features, as shown below;



- Slim compact dimensions unlike other bulky dual-band handhelds.
- Memories can be displayed by frequency or channel number with dependable EEPROM memory back-up.
- 2 dials give independent tuning of VHF and UHF bands.
- The alphanumeric display can create DTMF Tx or Rx messages up to 6 characters for simple paging.
- MOS-FET power module, voltage readout plus multiple power-save.
- 3 levels of power output.
- V/V, U/U or V/U main/sub band operation.
- Accepts 4.5 to 16 volts DC, external power supply.
- Full crossband duplex operation.
- 50 frequency CTCSS encode as standard.
- 6 DTMF memories with up to 30 digits each.
- Comes complete with operational accessories, antenna, charger etc.

ICOM manufacture a top range of base-stations, mobiles and handheld transceivers and receivers covering all popular Ham frequencies.

Icom (UK) Ltd. Sea Street Herne Bay Kent CT6 8LD.

General Operator: 01227 743000. Sales & Service: 01227 741741. Fax: 01227 741742.


Count on us!

With over 14,000 products the new Maplin Catalogue is now bigger than ever



THE EIFFEL TOWER

Built in 1889 by Alexandre Gustave Eiffel, the Eiffel Tower is 984 feet high and gives an unrivalled view of the whole of Paris.



THE NEW MAPLIN CATALOGUE

Built for 1996 by Maplin, the new catalogue is almost 1,200 pages long and gives an unrivalled view of the whole world of electronics.

Now Only £2.95



8-Way 100A Switched Consumer Unit £30.99

VAST RANGE OF ELECTRICAL FITTINGS AND CABLES

RANGE OF SATELLITE RECEIVERS AND ACCESSORIES FROM 64p TO £660



Satwalker Satellite Dish Rotator £179.99



Sport 500 Helicopter Kit £129.99

RADIO CONTROL MODELS, CONTROL GEAR AND SPARES FROM 99p TO £400

OVER 400 PAGES OF ELECTRONIC COMPONENTS FROM PRESETS TO PIC CHIPS



JUST LOOK AT THESE SUPERB EXAMPLES!



Advantage Wired Burglar Alarm Kit £99.95

HOME, CAR AND PERSONAL SECURITY FROM £7 TO £200

OVER 300 KITS FOR YOU TO BUILD FROM £5 TO £599



Electronic Siren Sound Generator Kit

Magellan GPS2000 Personal Navigator £234.99



RANGE OF NAVIGATION AIDS FROM £13 TO £560

OVER 100 PAGES OF COMPUTER AND NETWORK PRODUCTS



Safertap Non-Disruptive LAN Access Port £23.99



**Get your copy now from WHSMITH, John Menzies and Maplin stores nationwide
Or order direct NOW on 01702 554161**

Catalogue Mail order Price £3.45 (inc p&p). Prices refer to the 1996 Maplin Catalogue and are inclusive of VAT. All items are subject to availability. E&OE. Maplin Electronics, P.O. Box 3, Rayleigh, Essex, England SS6 8LR.